A-58
ASE
2288
GF ID
ASE
2288
ID

MINISTÈRE DES COLONIES

MISSION D'ÉTUDES

AUX

INDES NÉERLANDAISES

PAR LE CAPITAINE F. BERNARD

DE L'ARTILLERIE COLONIALE

Décembre 1899 à Septembre 1900

Atlas de 55 Planches

RENFERMANT

CHEMINS DE FER — BATIMENTS MILITAIRES

PONTS SUR ROUTE — PROFILS EN LONG — IRRIGATIONS

PARIS

AUTOG. E. GILLET, 30, RUE GAY-LUSSAC

IMP. MONROCQ, 3, RUE SUGER

1901

MINISTÈRE DE LA
1620
1947
K1-140
Université Côte d'Azur. Bibliothèques

CARTE DE LA LIGNE DES PRÉANGERS

Echelle 1/2000000.

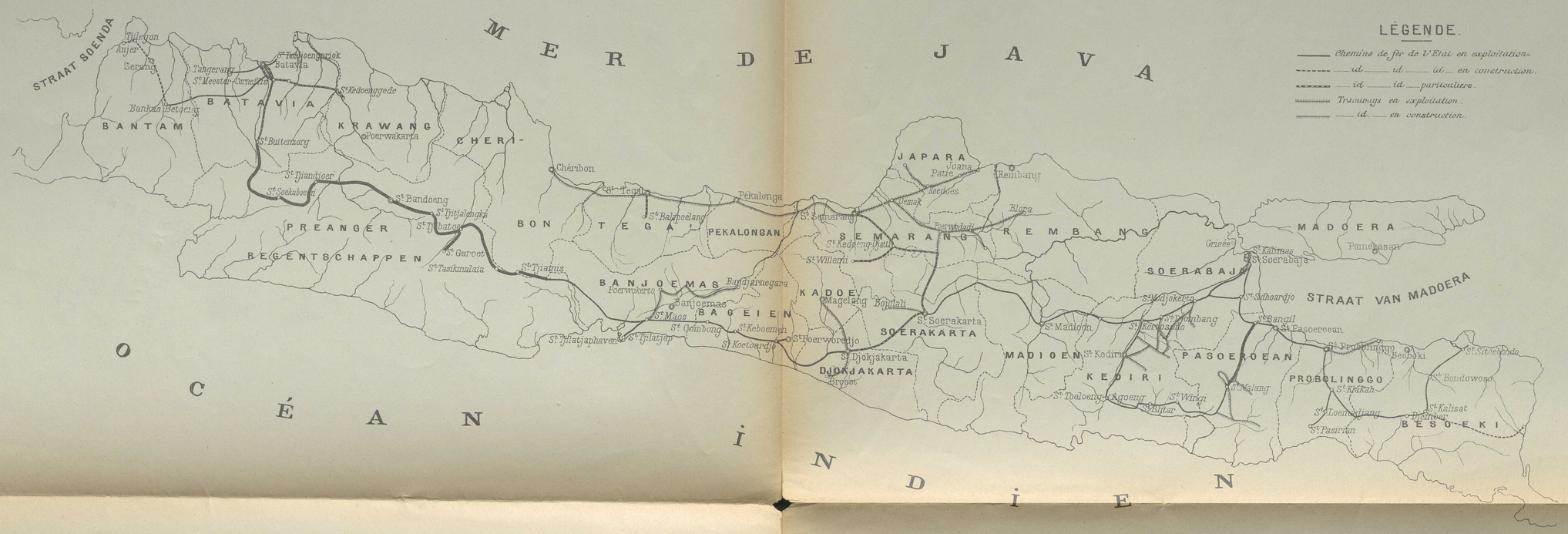

PROFIL EN LONG D'ENSEMBLE DE LA LIGNE BUITENZORG-MAOS.

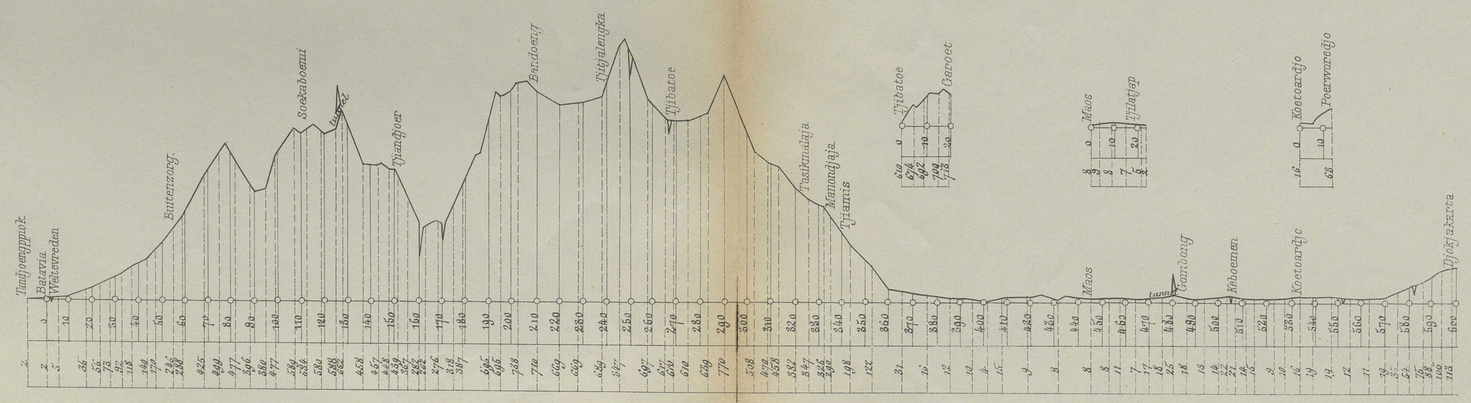

Imp. Monrocq.

Autog. E. Gillet, 30, rue Gay-Lussac, PARIS.

Université Côte d'Azur. Bibliothèques

VOITURE AMBULANCE

Echelle 1 à 40.

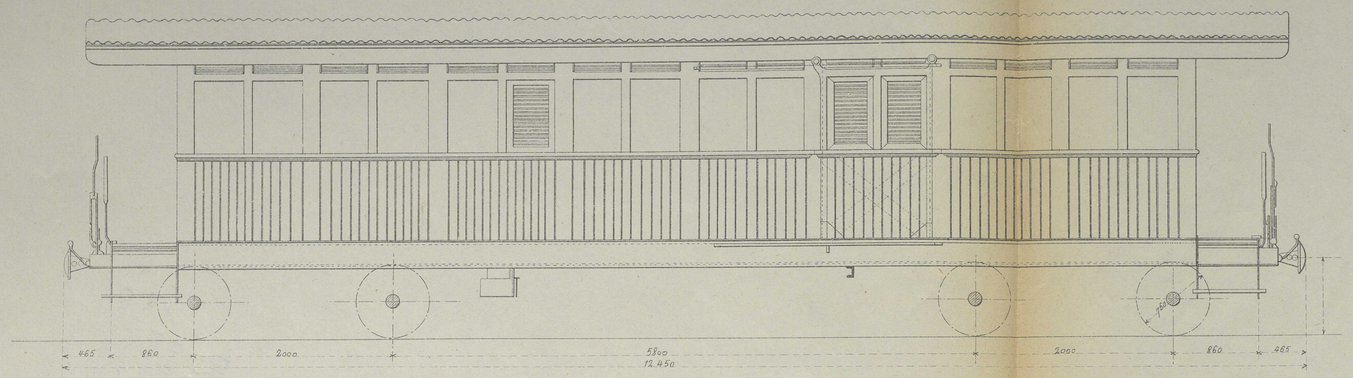

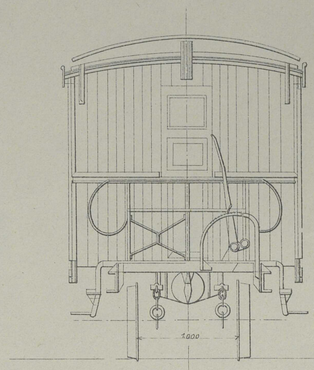

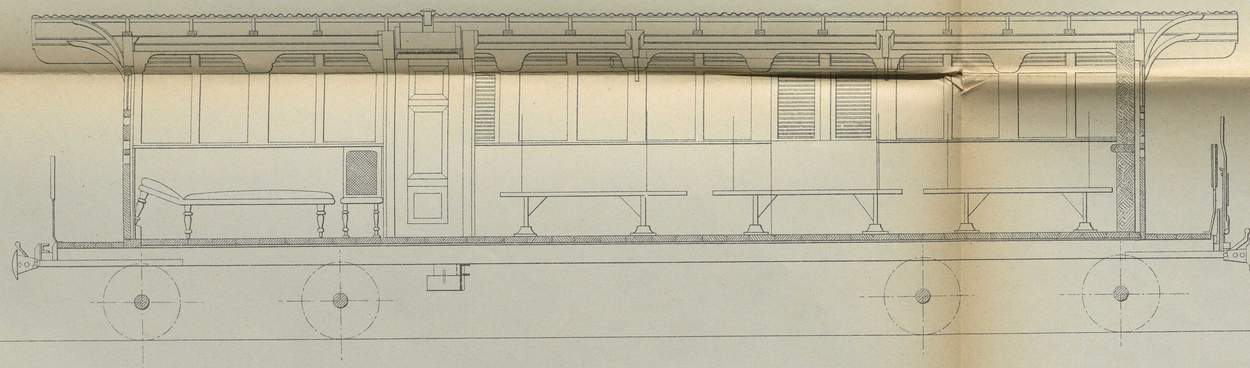



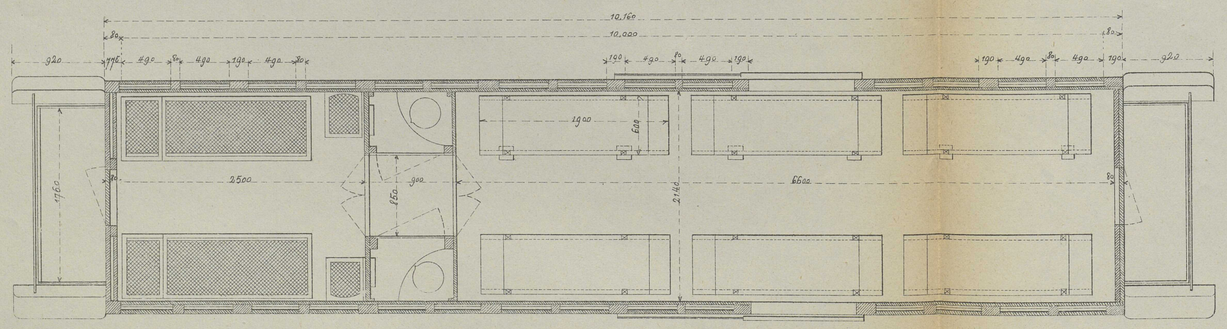

Poids à vide ——— 1200. t.

Poids en charge ——— 13200

Charge par essieu ——— 3300

Nombre de malades 1re et 2e classe 2.

" d° infirmiers 3e et 4e " d° 6

Imp. Monrocq.

Autog. E. Gillet, 30. rue Gay-Lussac. PARIS.

Université Côte d'Azur. Bibliothèques

VOITURES DE 1re ET 2me CLASSE

Echelle 1 à 40.

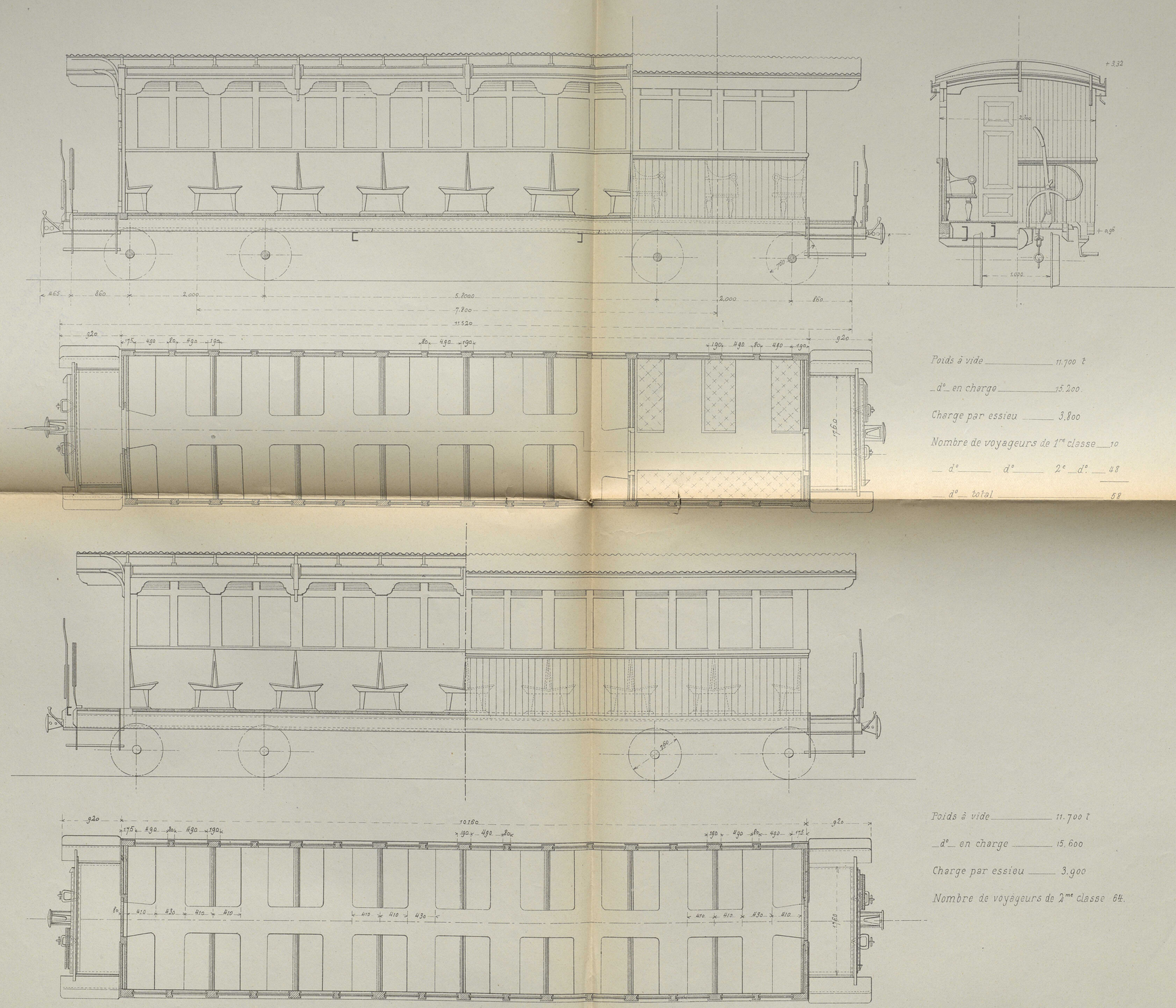

Poids à vide ..... 11.700 t

d° en charge 15.200

Charge par essieu 3.800

Nombre de voyageurs de 1re classe 10

d° *d°* 2e *d°* 48

d° total 58

Poids à vide ..... 11.700 t

d° en charge 15.600

Charge par essieu 3.900

Nombre de voyageurs de 2me classe 64.

Imp. Monrocq.

Autog. E. Gillet, 30. rue Gay-Lussac. PARIS.

Université Côte d'Azur. Bibliothèques

VOITURES DE 1re 2me ET 3me CLASSES

1re et 2me classes

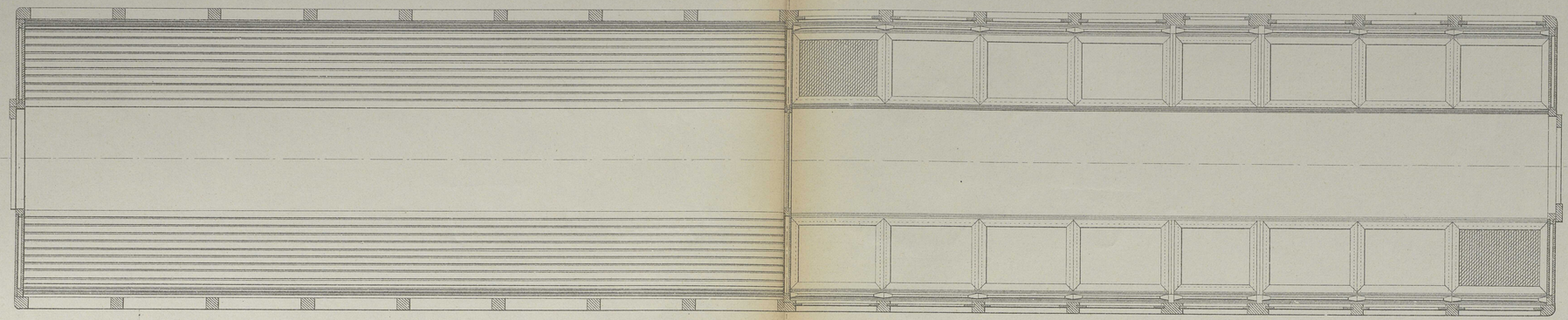

3me classe



VAGON A CHARBON

Echelle 1/40

Elévation

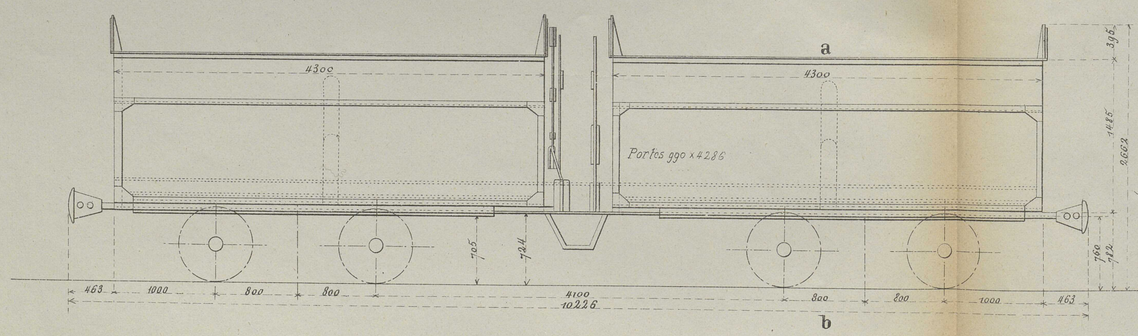

Coupe **a b**

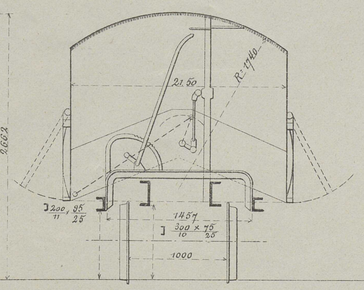

Poids à vide	10 ton.
Charge maxima	20 "
Poids en charge	30 "
Charge par essieu	7,5 "

Imp. Monrocq.

Autog. E. Gillet, 30 rue Gay-Lussac. PARIS

Université Côte d'Azur. Bibliothèques

CHEMINS DE FER DE L'ÉTAT A JAVA.

VOITURES.

Echelle de 0m01p.m.

PI. 5.

Voitures mixte de 1ère, 2me et 3me Classe.

Système Cleminson.

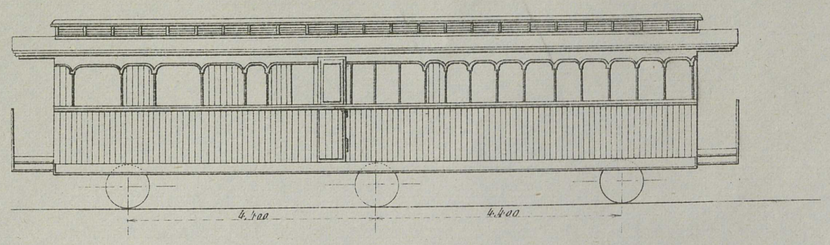

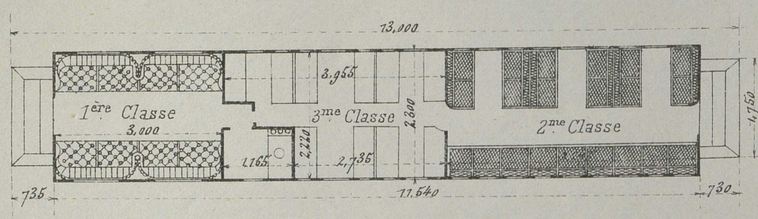

1ère Classe 8 places
2me —"— 21 —"—
3me —"— 20 —"—
Poids 12600 kg.

Voiture de 3me Classe.

Système Cleminson.

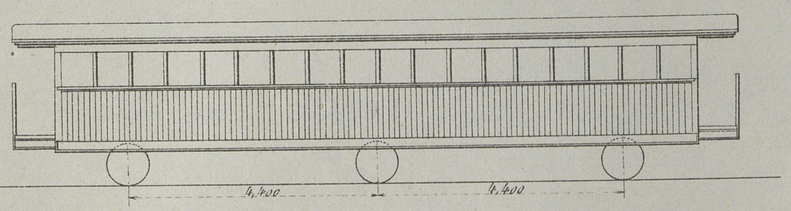

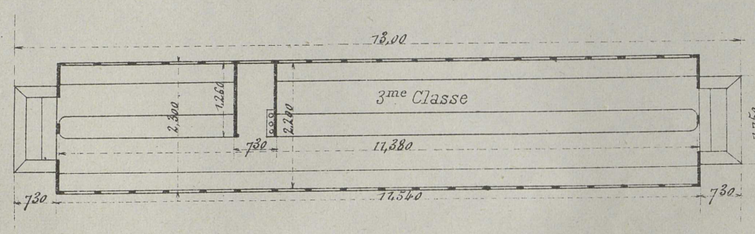

83 places.
Poids 10200 kg.

Voiture mixte de 1ère et 2me Classe.

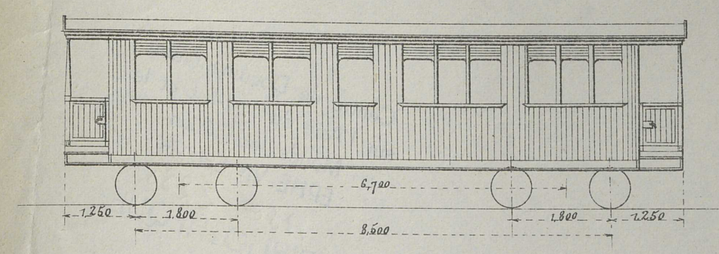

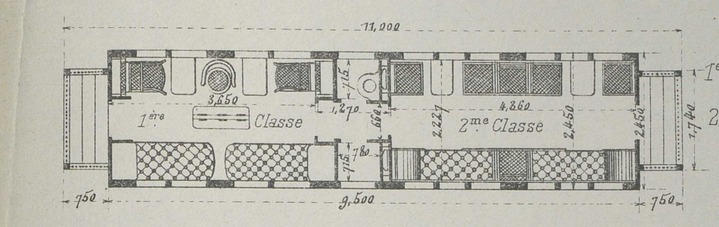

1ère Classe 6 places d'ou 4 bancs à coucher
2me —"— 10 —"—
Poids 12500 kg.

Voiture de 3me Classe.

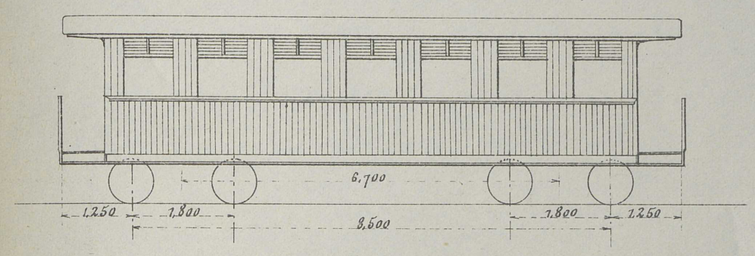

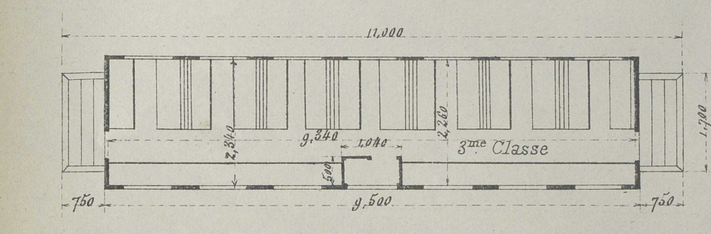

60 places.
Poids 11200 kg.

VOITURES SPÉCIALES

Echelle de 0m01p.m.

Fourgon.

Poids 11300 kg.

Pouvoir 8000 kg.

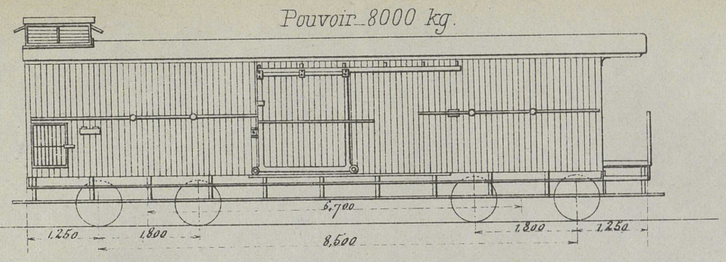

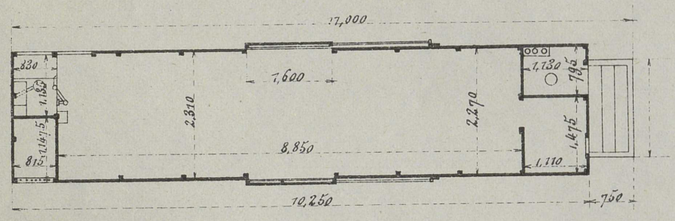

Voiture poste

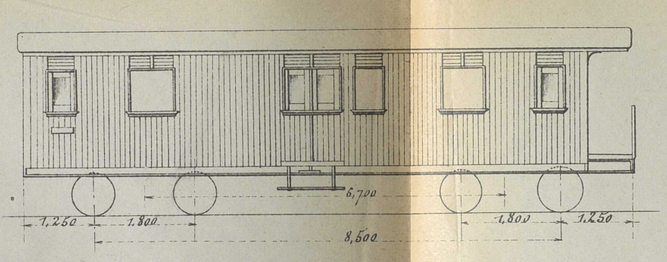

Poids 12500 kg.

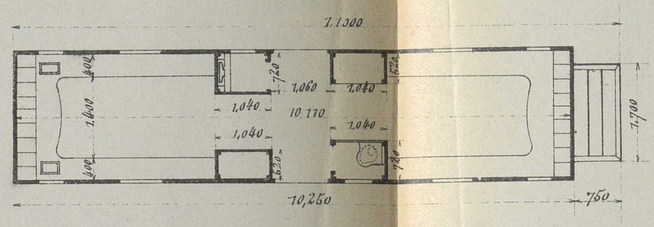

Voiture pour transport de malades.

Système Kiebitz.

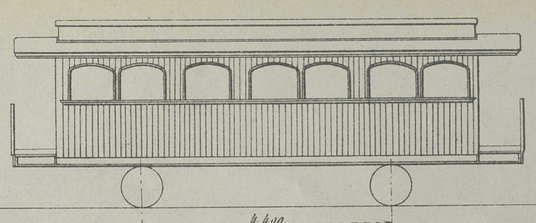

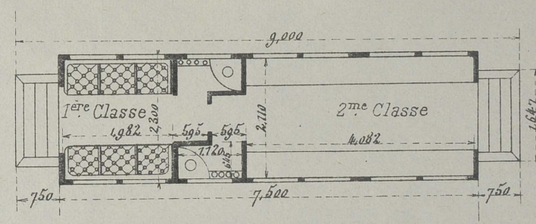

1ère Classe 6 places.
3me —"— 13 —"—
Poids 8900 kg.

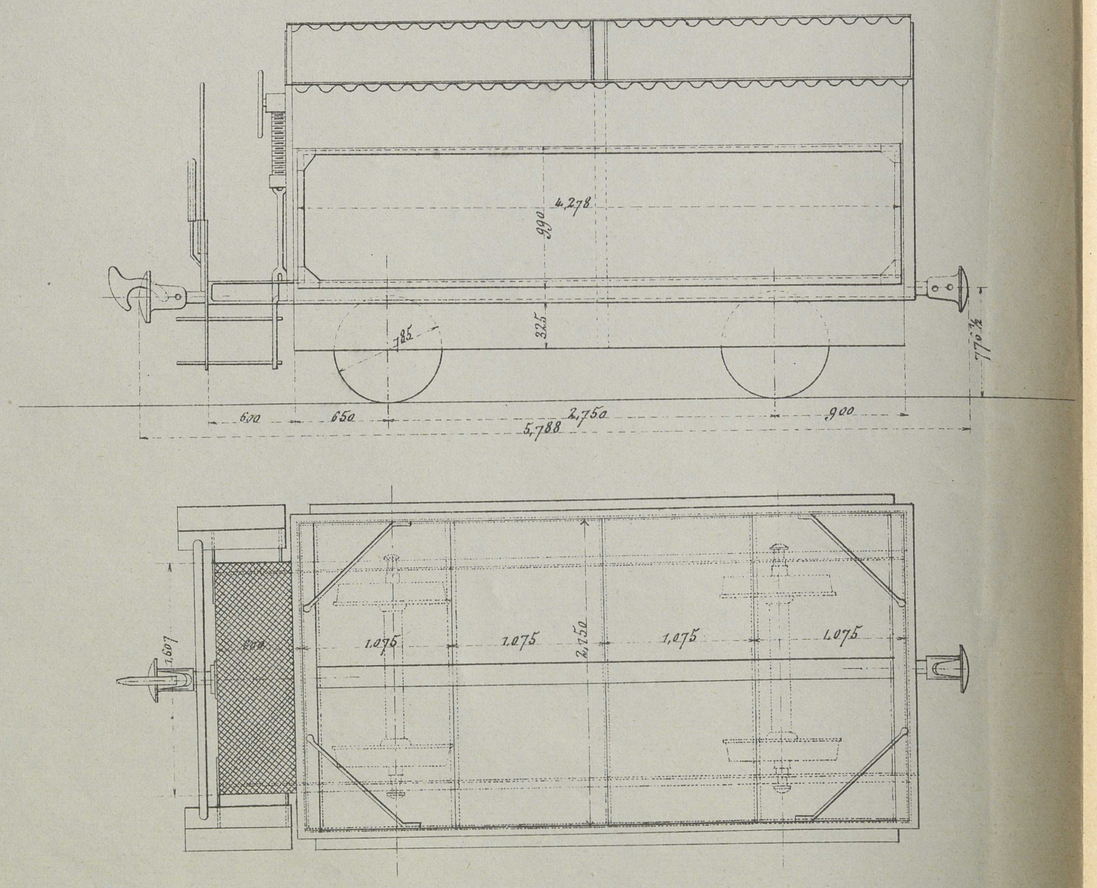

Légende

Poids à vide ——— 5 Tonnes
Charge maxima ——— 10 —"—
Poids en charge ——— 15 —"—
Charge par essieu ——— 7,5 —"—

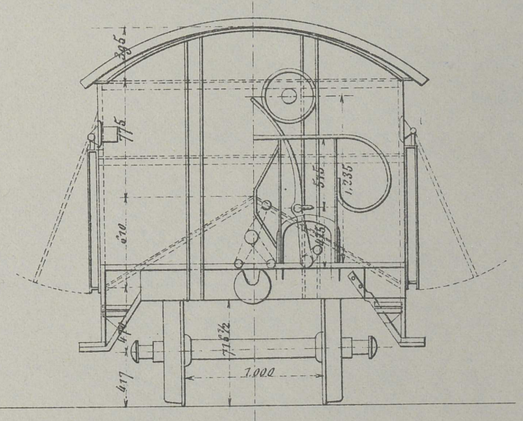

Chemins de fer de l'Etat à Sumatra.

PETIT WAGON À CHARBON.

Echelle de 0m025p.m.

Université Côte d'Azur. Bibliothèques

Imp. Monrocq.

Autog. E. Gillet 30 rue Gay-Lussac. PARIS

TRAMWAY DE DJOCJA A MAGELANG

VOITURE MIXTE DE 1re ET 2me Cle AVEC COMPARTIMENT A BAGAGES

Echelle 0,02 p.m.

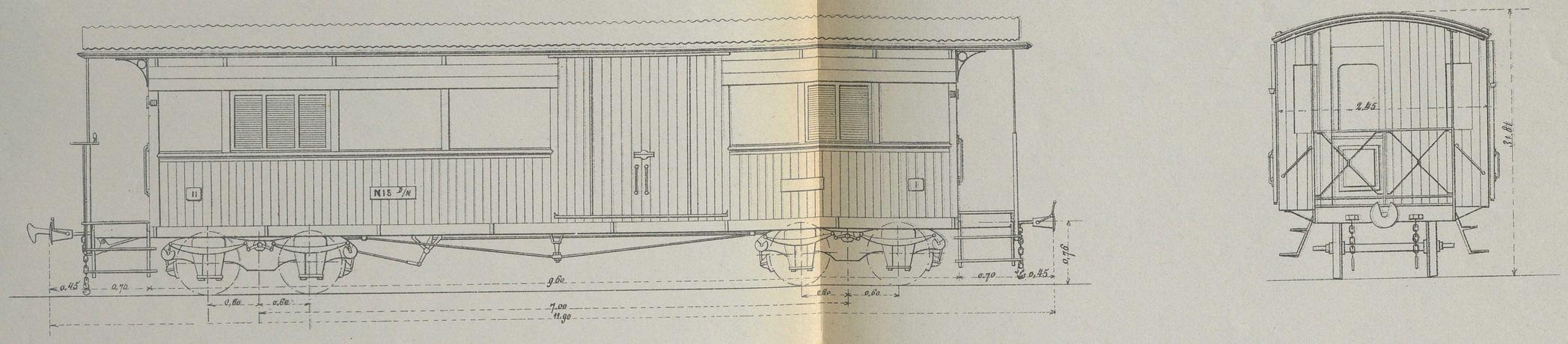

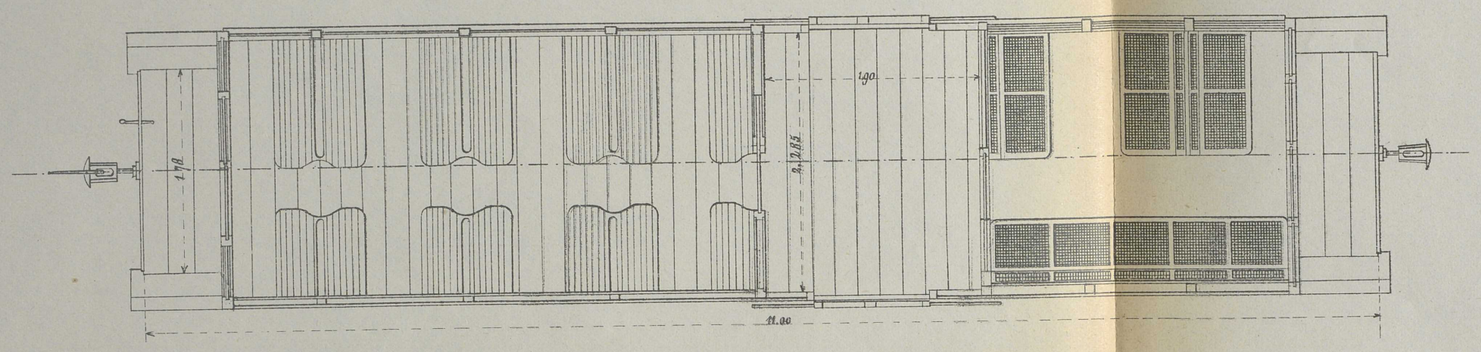

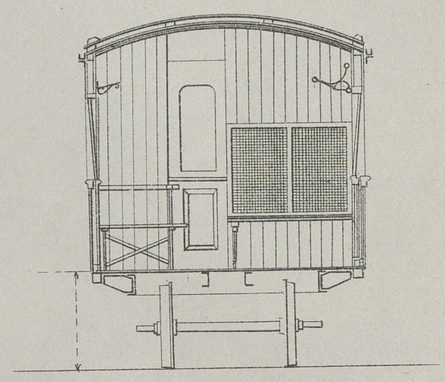

1re classe ____ 11 voyageurs
2me d° ____ 35 ____ d°
Poids à vide 10.290 Kos

TRAMWAY DE COENDIH A SOERABAJA

VOITURE DE 2me Cle

Echelle 0,02 p.m.

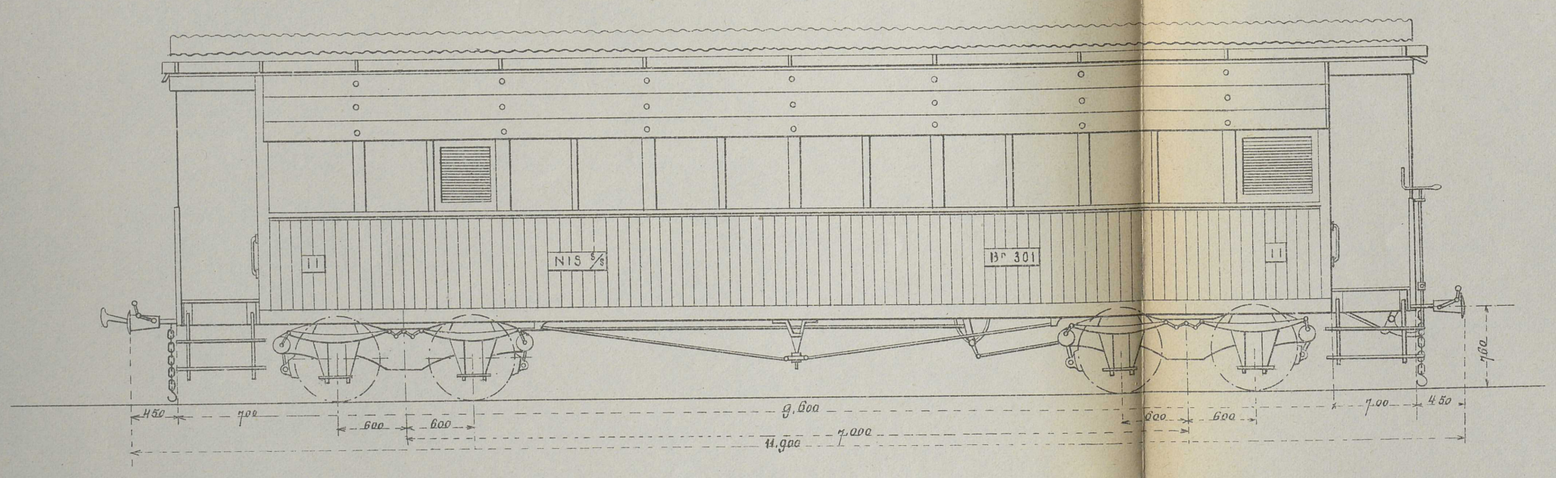

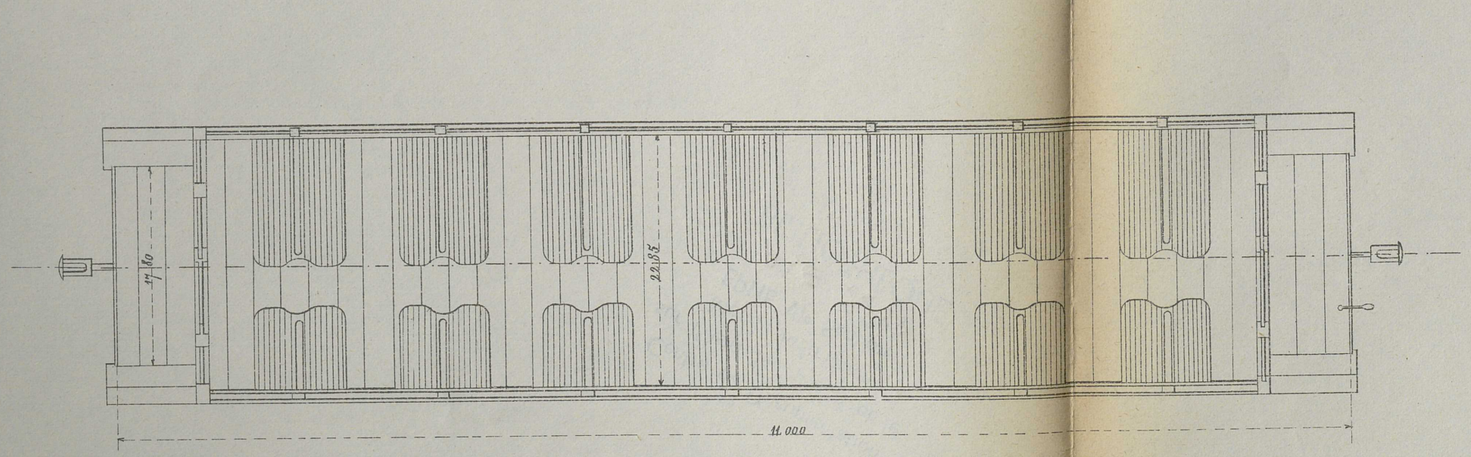

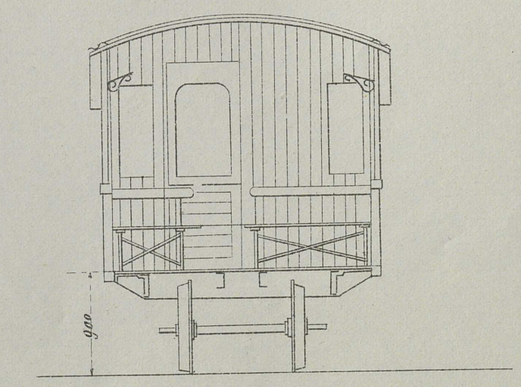

70 voyageurs

Imp. Monrocq.

Autog. E. Gillet, 30, rue Gay-Lussac. PARIS.

Université Côte d'Azur. Bibliothèques

Tramway de Goendih á Soerabaja.

TRUC POUR LE TRANSPORT DES BOIS

PL. 7.

Echelle 1/50

Elévation

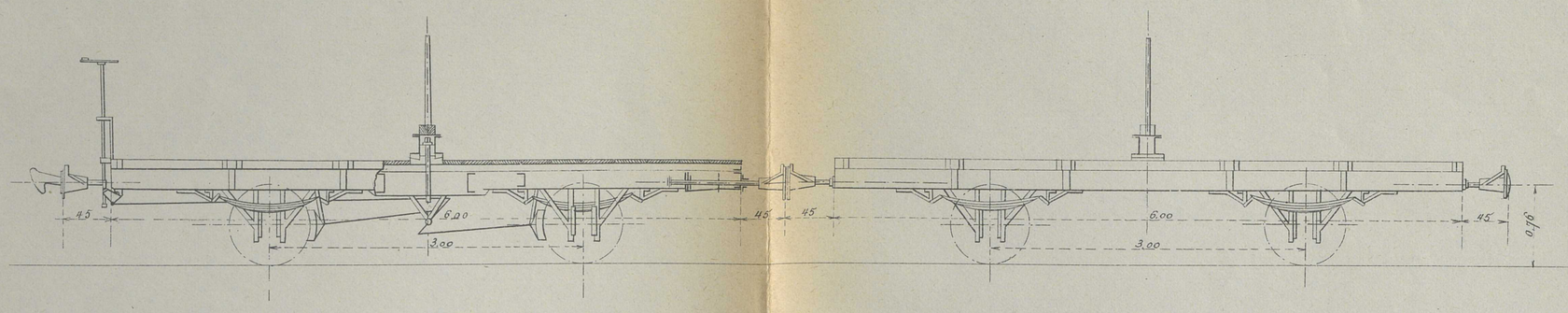

Vue en plan

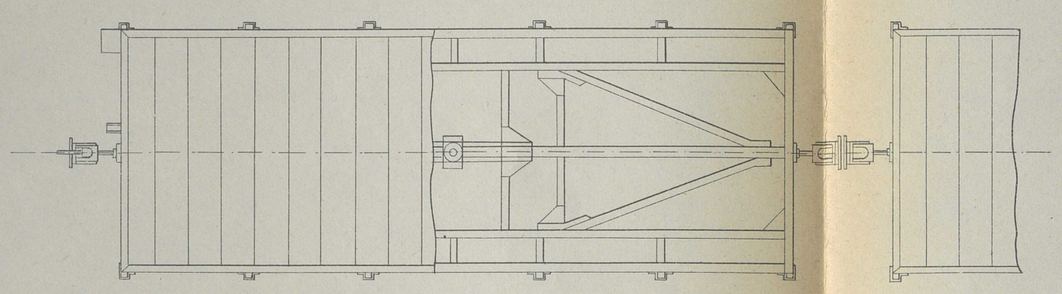

Vue par bout

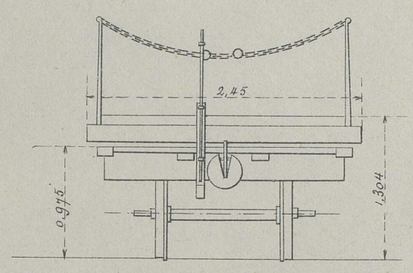

CHEMIN DE FER D'ATJEH A VOIE ÉTROITE

VOITURE D'AMBULANCE POUR 8 LITS

Demi-coupe horizontale.

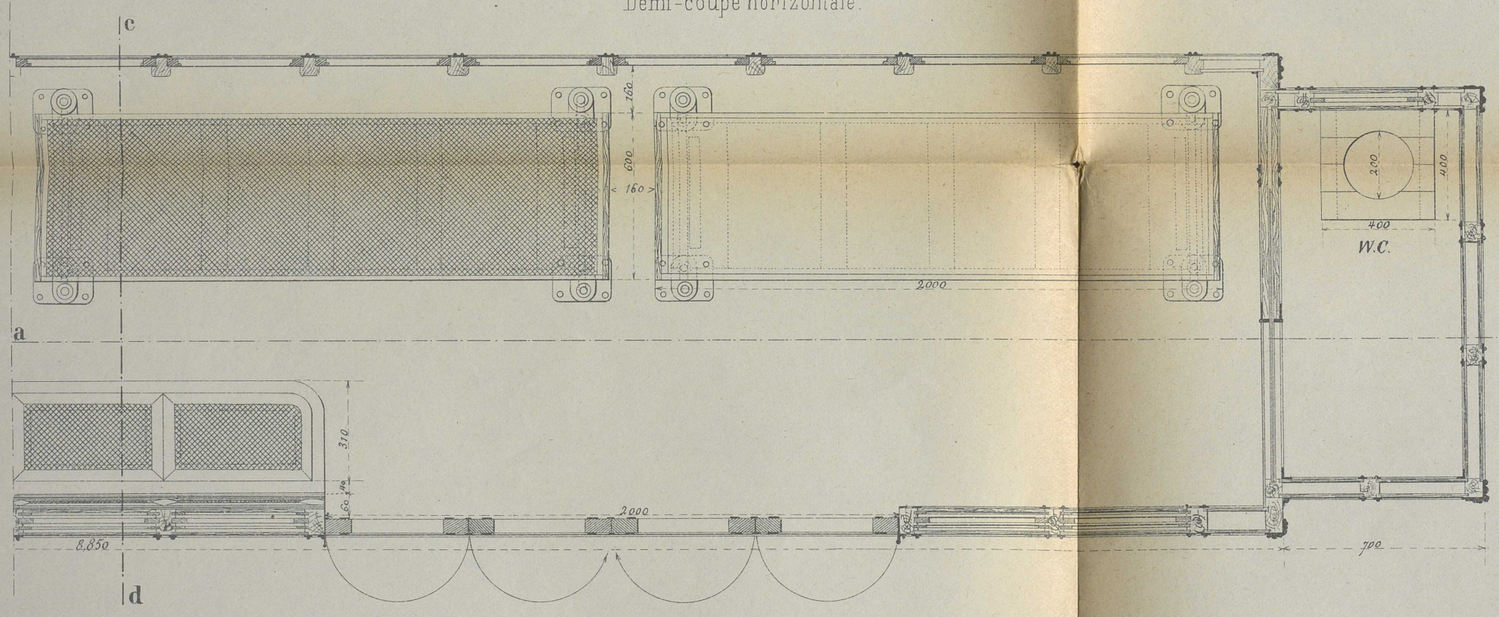

Coupe transversale suiv.t c d



Demi-coupe longitudinale suiv.t a b

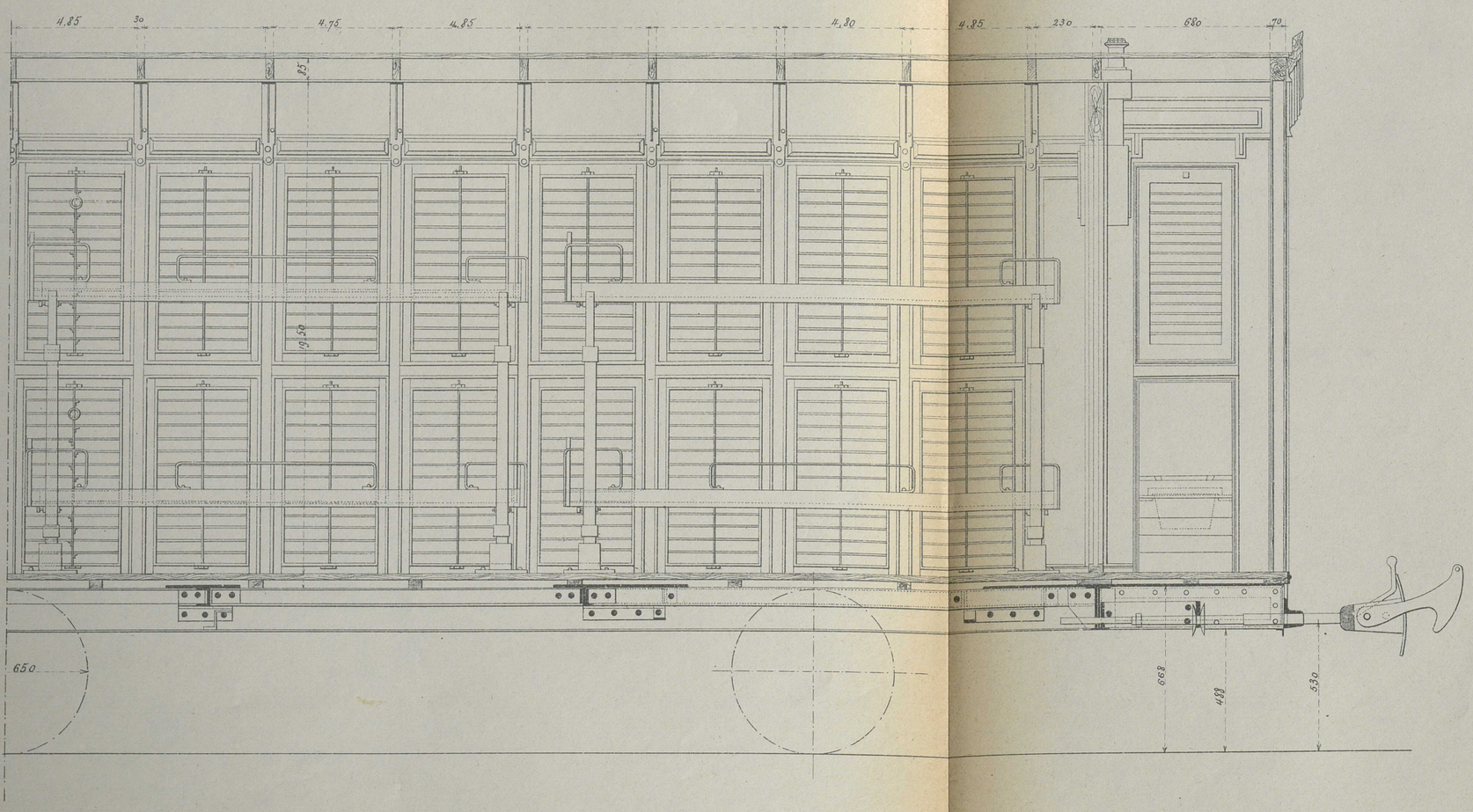

Echelle 1/20

Imp. Monrocq.

Autog. E. Gillet, 30. rue Gay-Lussac. PARIS.

Université Côte d'Azur, Bibliothèques

VOITURE MIXTE DE 1re ET 2me CLASSES.

Echelle 1/40.

Élévation.



Coupe longitudle.

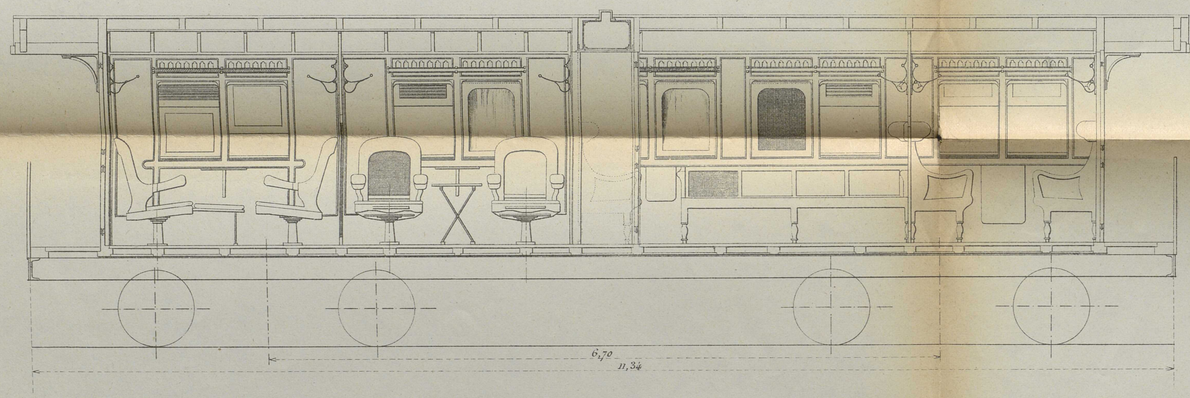

Coupe horizontale.

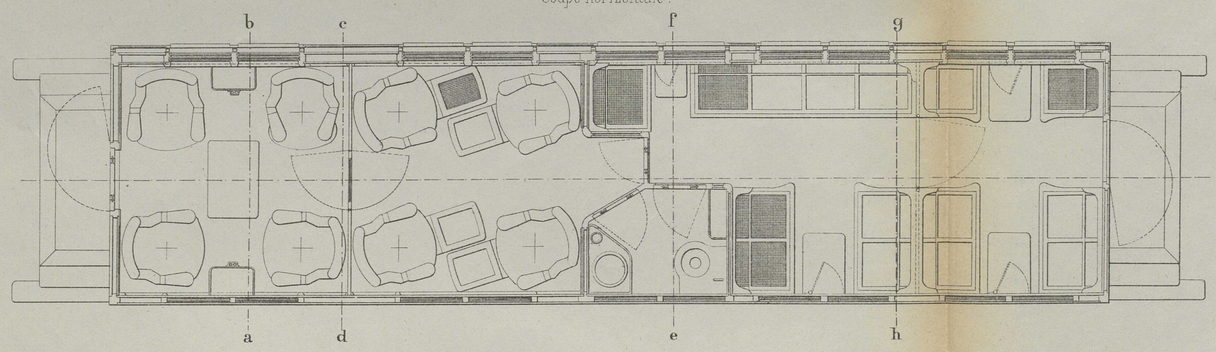

Coupe ab.

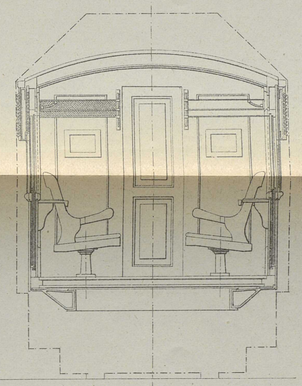

Coupe cd.



Coupe ef.

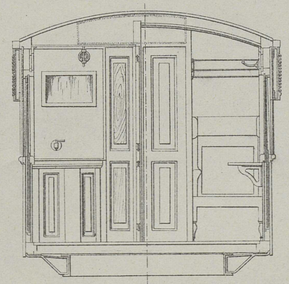

Coupe gh.

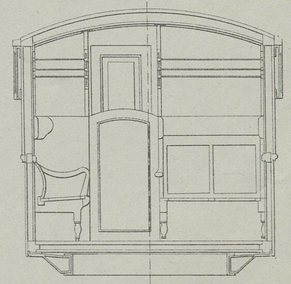

Imp. Monrocq.

Autog. E. Gillot, 30. rue Gay-Lussac. Paris.

Université Côte d'Azur. Bibliothèques

TRAMWAY DE SAMARANG-JOANA.

VOITURE DE 1re ET 2me CLASSES

Echelle 1/40

PL. 9.

½ Elévation et ½ Coupe longitudinale

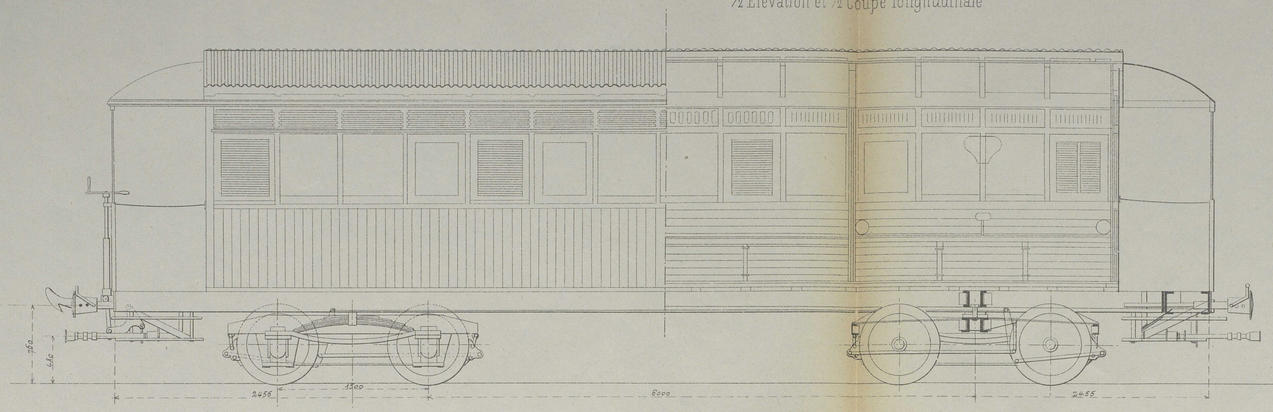

Vue par bout

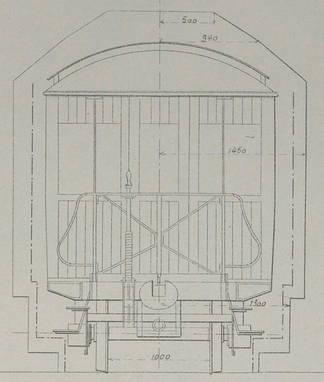



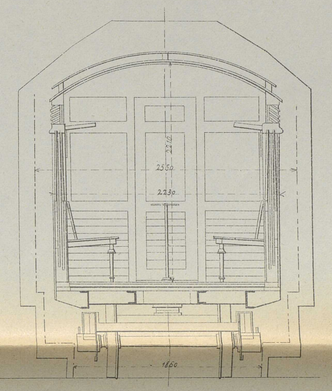

CHEMIN DE FER D'ATJEH A VOIE ÉTROITE.

TRUC POUR VOITURES

Echelle 1/20

Elévation

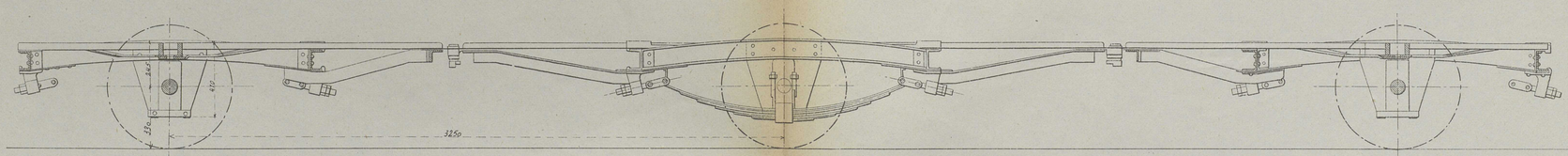

Plan

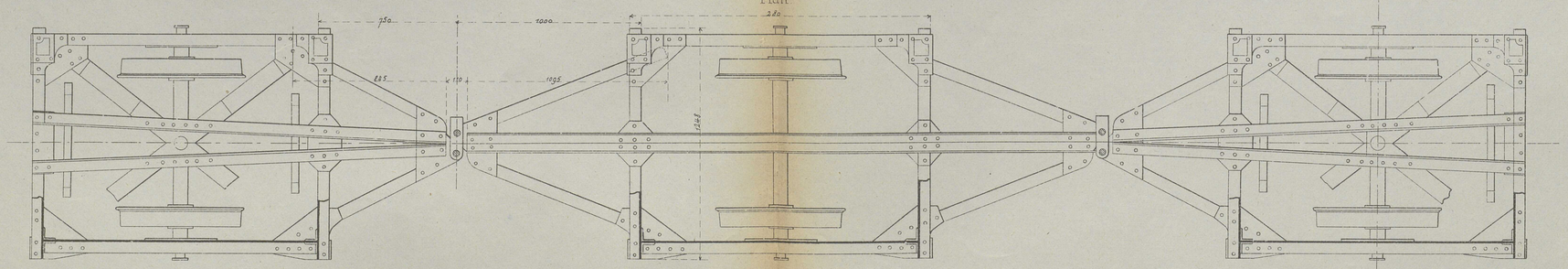

Imp. Monrocq.

Autog. E. Gillot, 30, rue Gay-Lussac. PARIS.

Université Côte d'Azur. Bibliothèques

Chemins de fer de l'Etat à Sumatra.

Fig. 1. Lit de ballast. *(Ech. 1/20).*

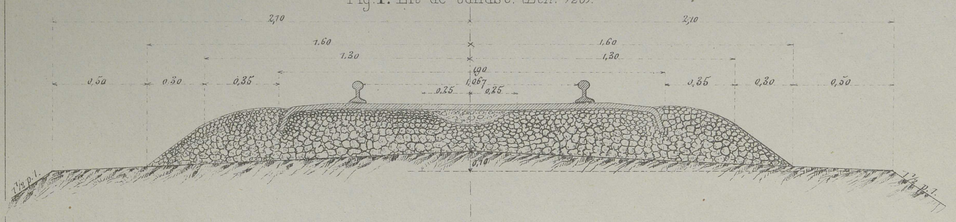

Fig. 2. Traverse métallique et crémaillère. *(Echelle 1/10).*

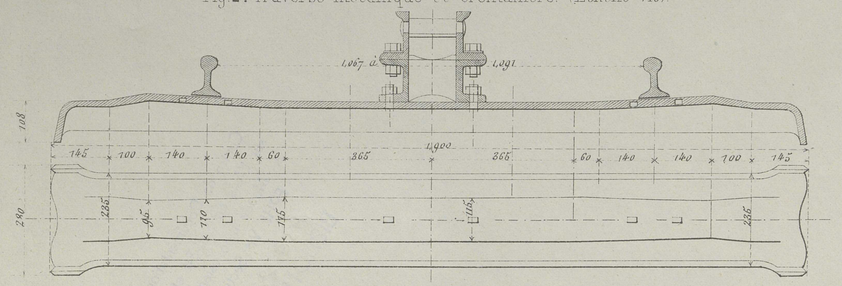

Fig. 3. Traverse métallique *(Echelle 1/10).*

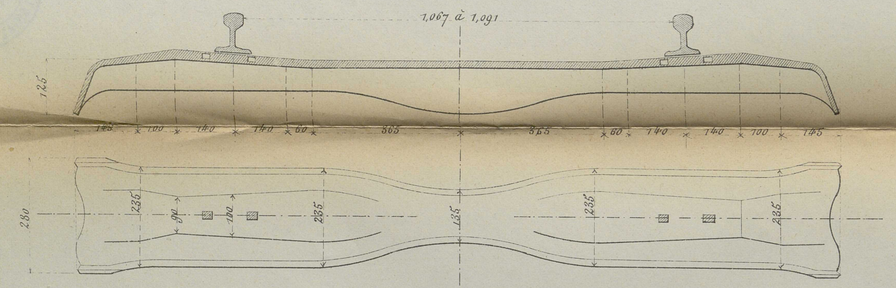

Tramway de Djoëja à Magelang.

Fig. 8. Rail et Contre-rail *(Ech. 1/8).*

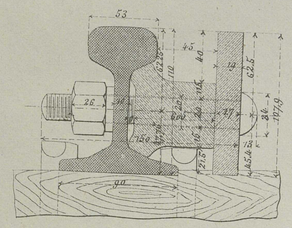

Tramway de Samarang-Chéribon.

Fig. 9. Croisement avec une Voie Decauville. *(Echelle 1/3).*

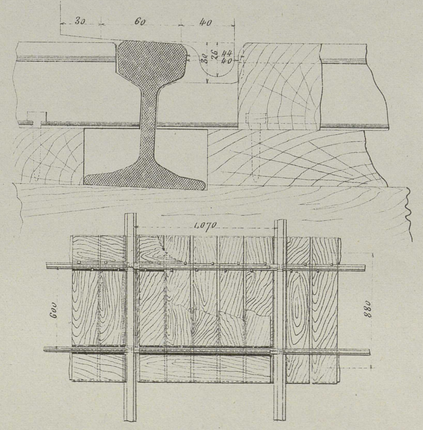

Chemins de fer de l'Etat à Java.

Fig. 4 et 5. Distribution des traverses pour rails de 10m.20 de longueur. *(Ech. 1/80).*

Fig. 4. En courbes de plus de 350m de rayon et en alignement. *(Pentes de moins de 14m/m par mètre.)*

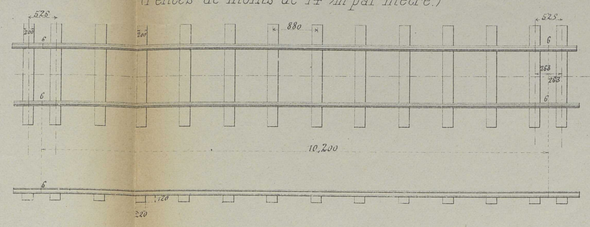

Fig. 5. En courbes de moins 350m de rayon. *(Rampes de plus de 14m/m par mètre.)*

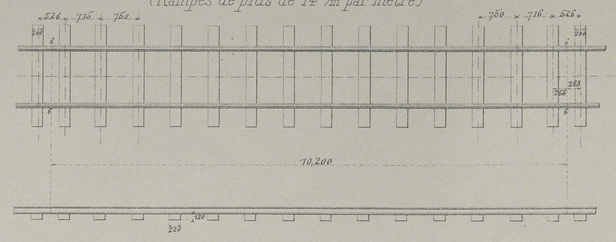

Fig. 6 et 7. Rail et Eclisses. *(Ech. 1/40).*

Fig. 6. Coupe transversale.

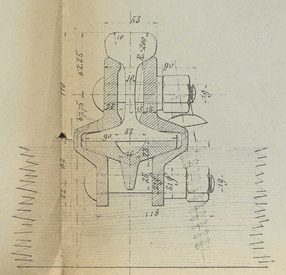

Fig. 7. Coupe longitudinale.

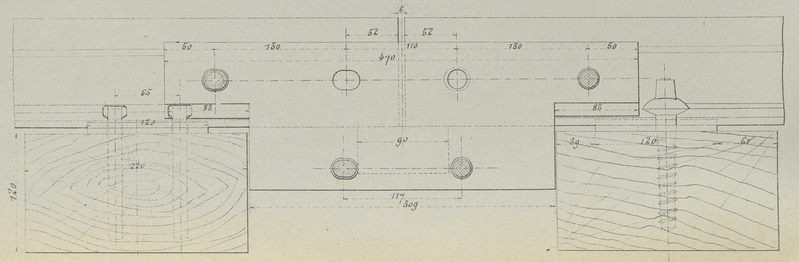

Tramway de Goendih-Soerabaja.

Fig. 10 et 11. Rail et éclisses. *(Demi-grandeur)*

Fig. 10.

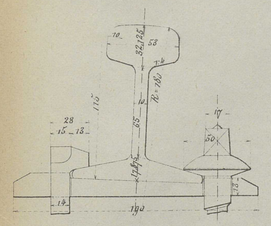

Fig. 11.

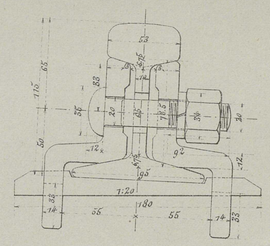

Fig. 12 et 13.

(Echelle 1/80)

Distribution des traverses.

Fig. 12.

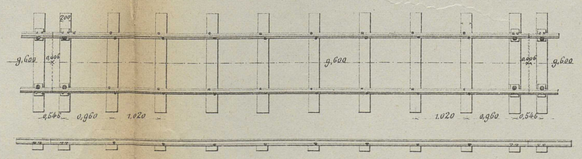

Fig. 13. En courbes de moins de 300 mètres.

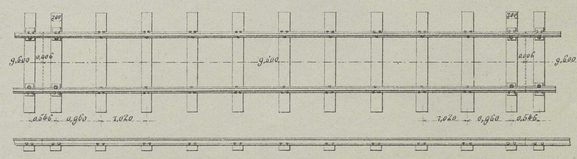

Imp. Monrocq

Imp. E. Gillet, 3, rue Gay-Lussac, Paris.

Université Côte d'Azur. Bibliothèques

GARE DE BANDOENG

Élévation. (o^m.008 p.m.)



Plan (o^m.008 p.m.).

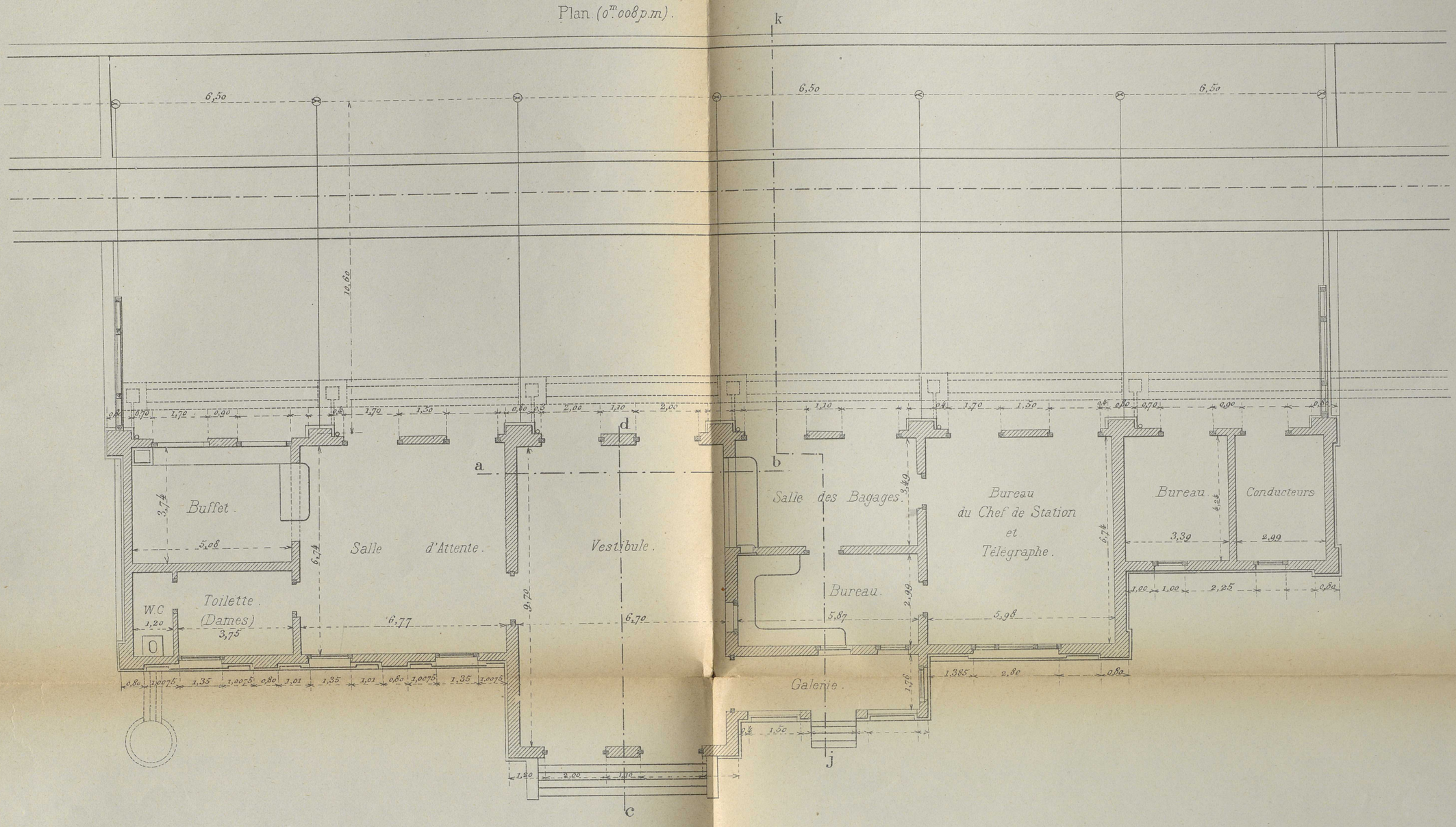

Pignon. (o^m.01 p.m.)

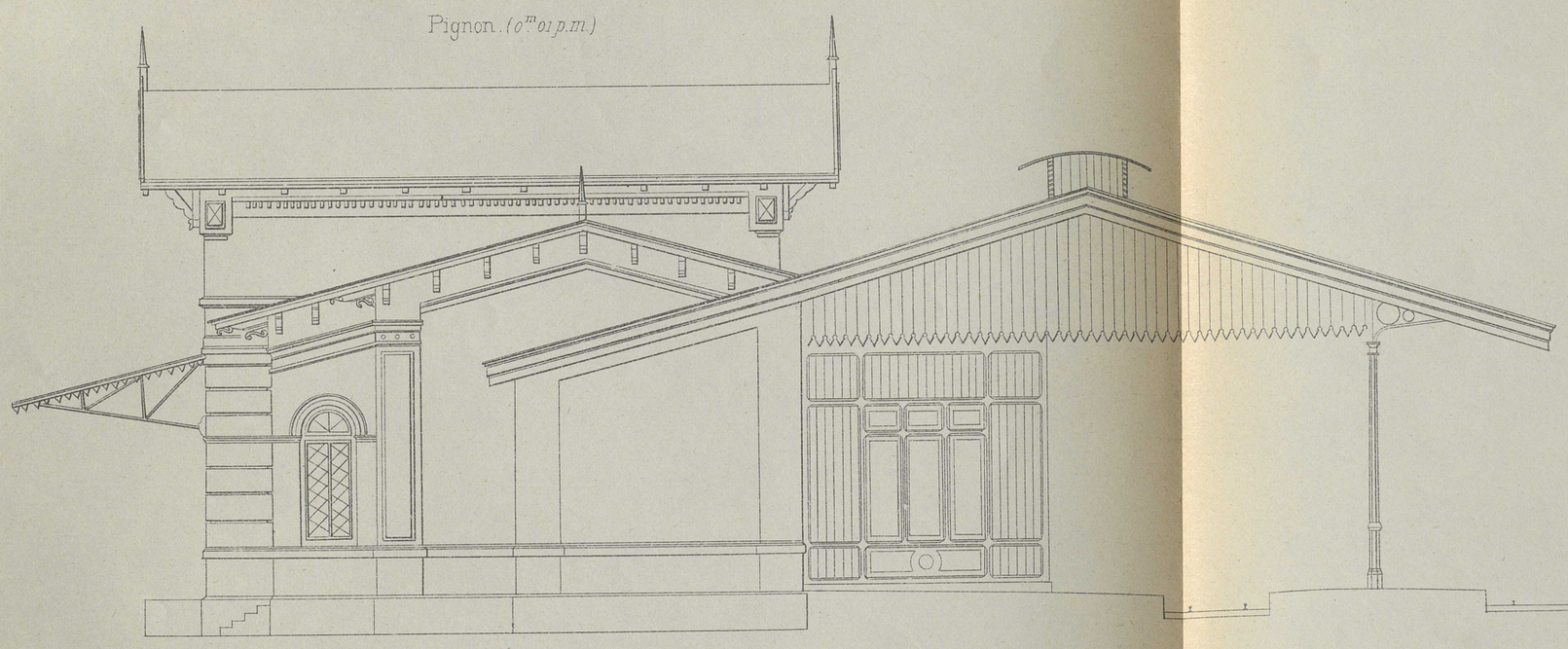

Coupe **cd**. (o^m.01 p.m.)



Coupe **jk** (o^m.01 p.m.)

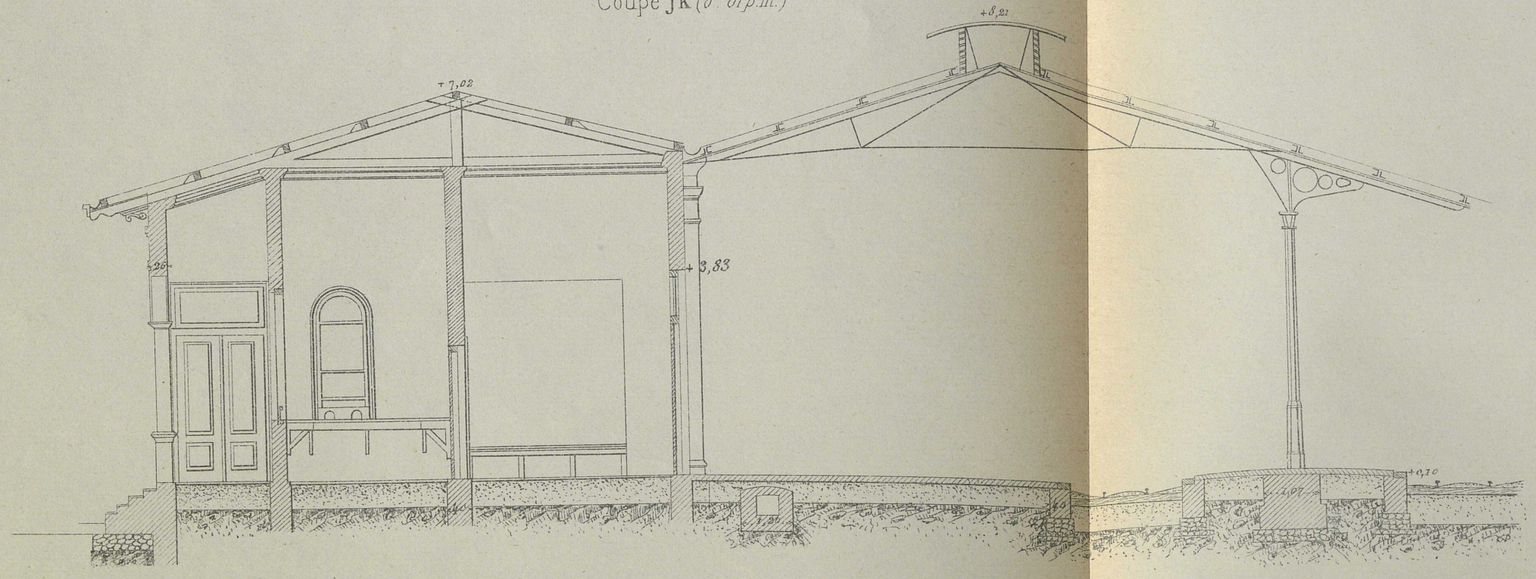

Coupe **ab**. (o^m.01 p.m.)



Imp. Monrocq.

Autog. E. Gillet, 30, rue Gay-Lussac. Paris.

Université Côte d'Azur. Bibliothèques

CHEMINS DE FER DE L'ÉTAT A JAVA.

STATION DE BANDOENG

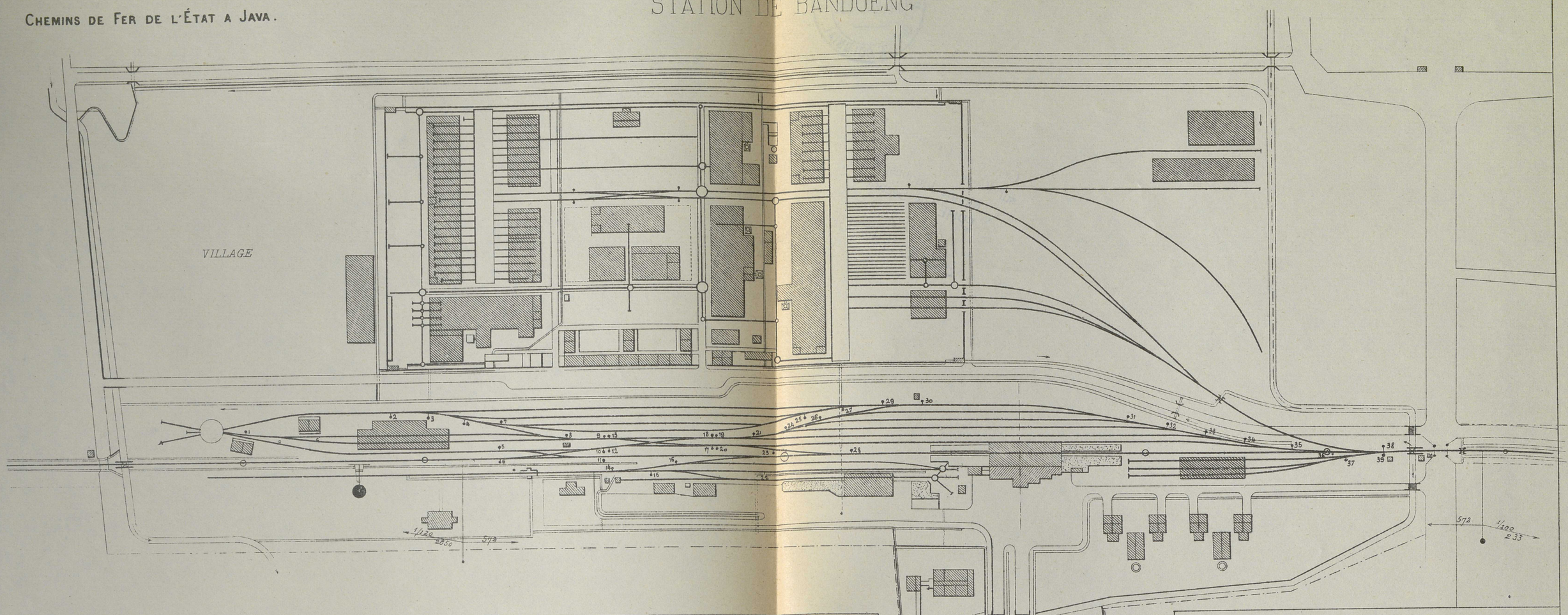

Elévation

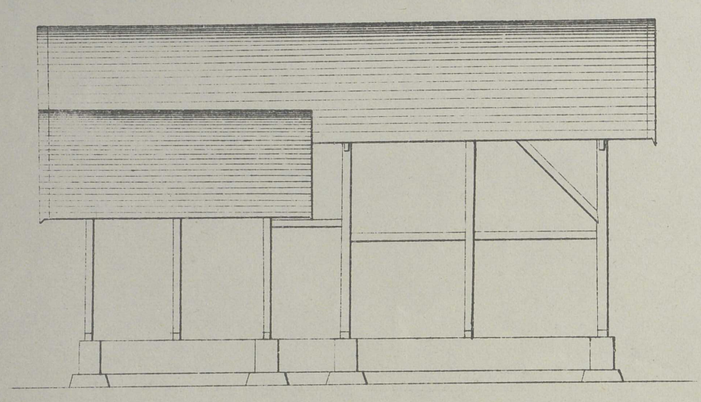

Coupe ab

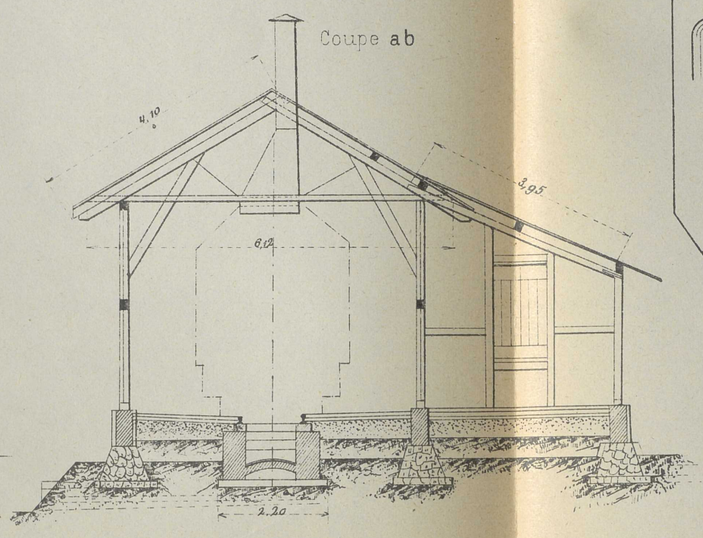

Façade postérieure

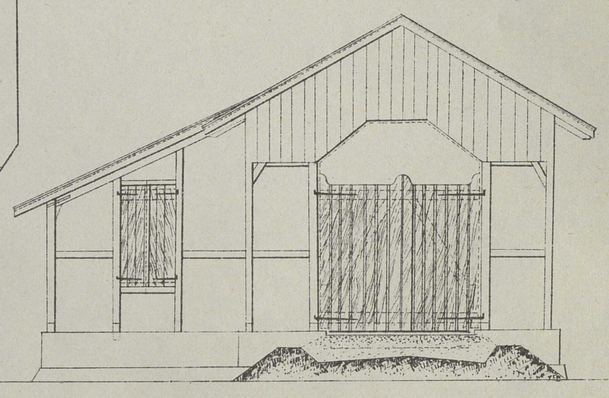

Plan

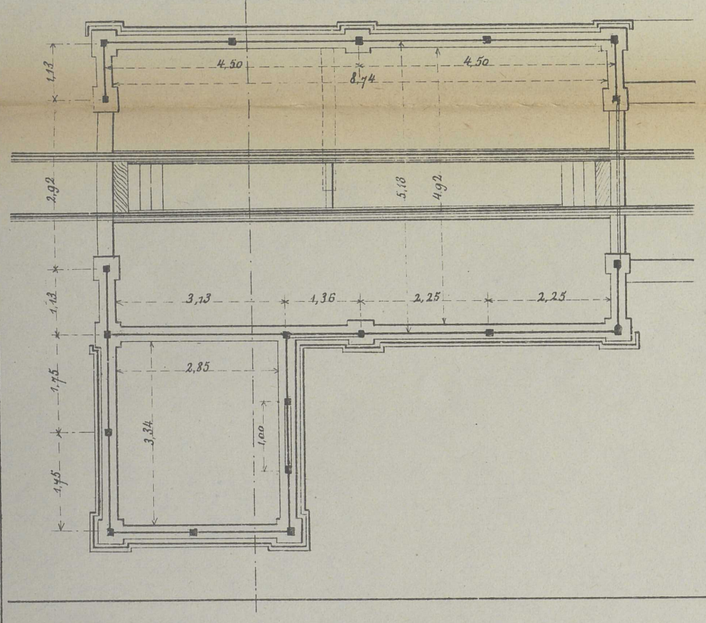

Coupe longitudinale

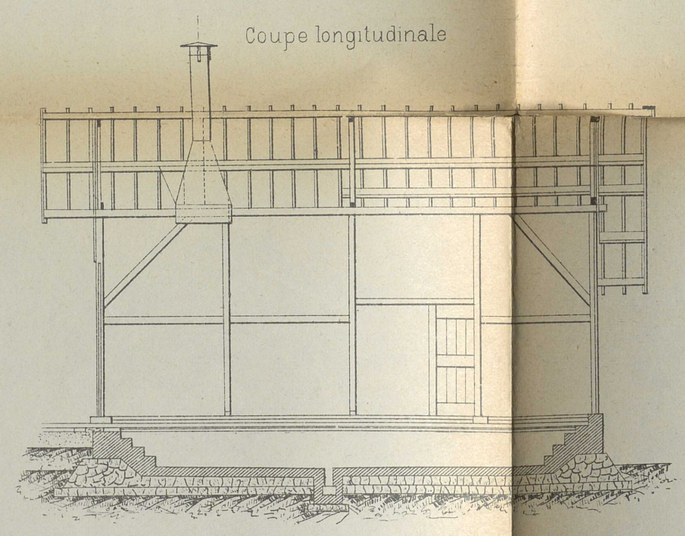

CHEMINS DE FER DE L'ÉTAT A JAVA.

DÉPÔT DE LOCOMOTIVES DE LA STATION DE GOMBONG

Echelle 1/100.

TRAMWAY DE DJOCJA MAGELANG.

PROJET DE DEUX MAISONS D'EMPLOYÉS EUROPÉENS SALARIÉS DE PLUS DE 150 FL. PAR MOIS

(Echelle 1/200)

Plan

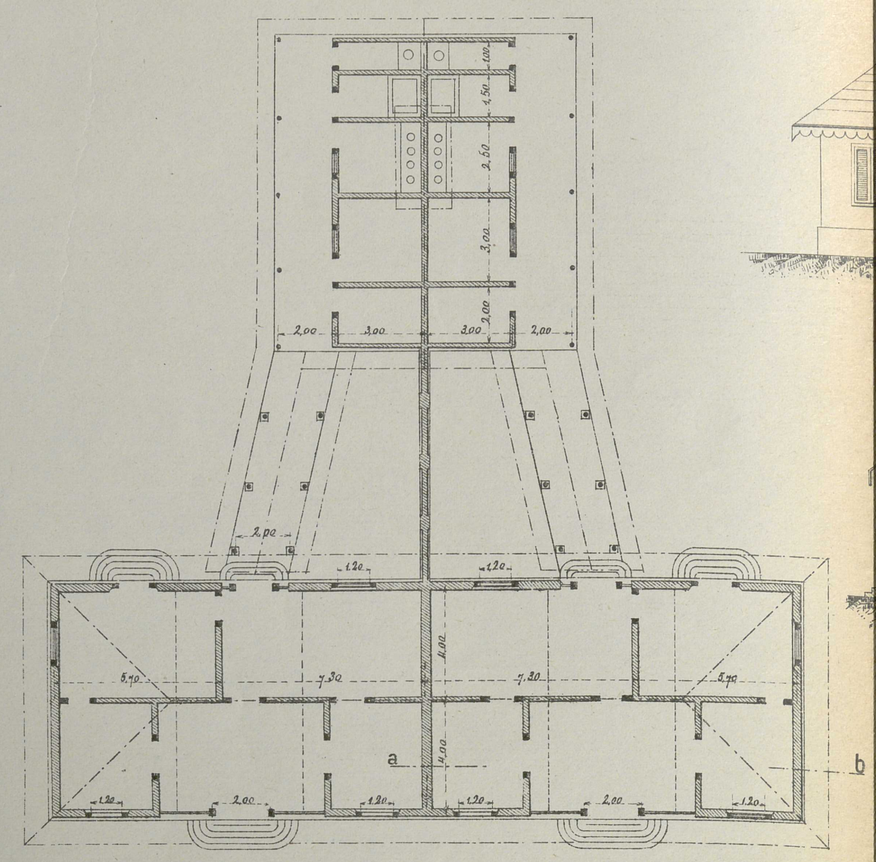

Demi élévation

Demi coupe longitudinale suiv.t a b.

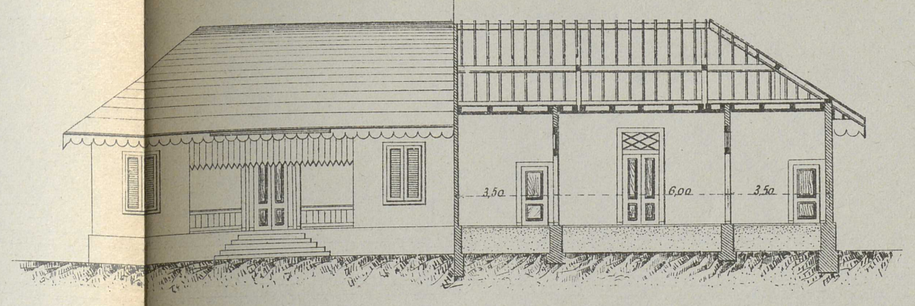

Coupe transversale

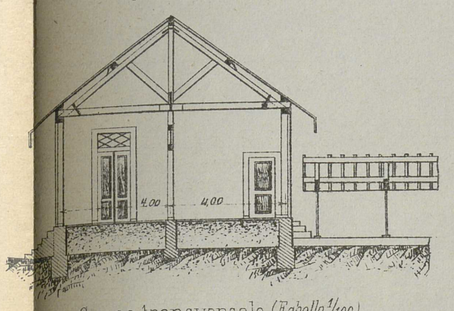

Coupe transversale

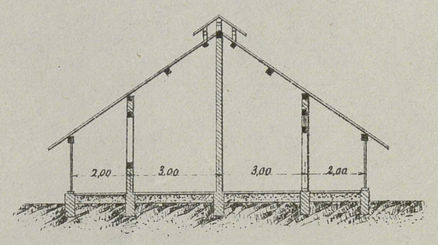

Coupe transversale *(Echelle 1/100)*

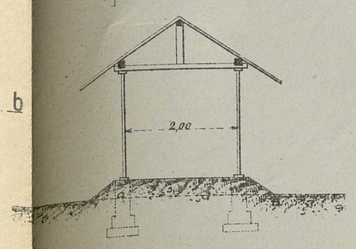

Imp. Monrocq

Autog. E. Gillet 30 Rue Gay-Lussac. Paris.

Université Côte d'Azur. Bibliothèques

MACASIN A CHARBON

Echelle 1/100e

Elévation

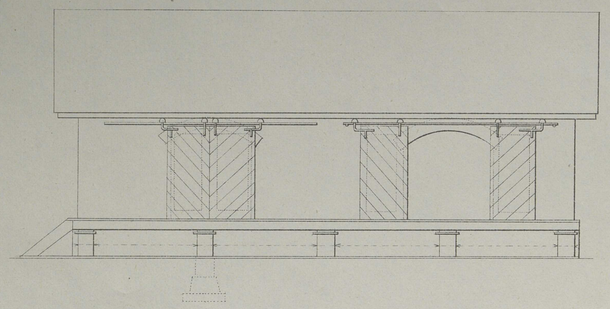

Coupe transversale

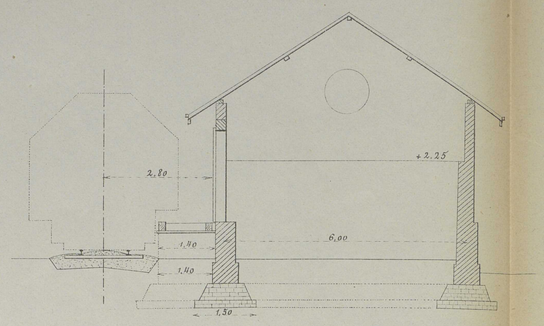

Plan

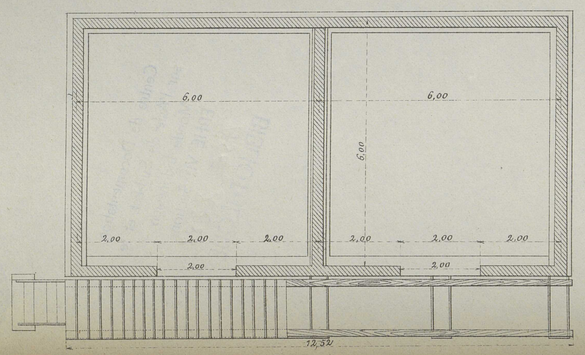

Vue par bout



Elévation suiv.t **A B**.

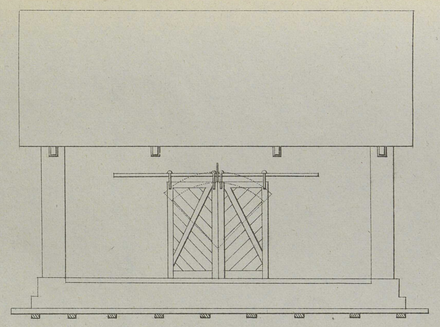

Coupe suiv.t **c d**

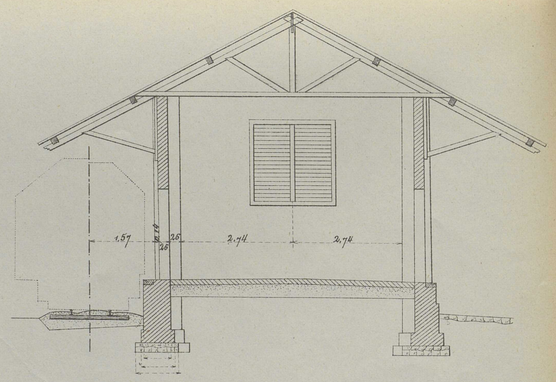

Plan

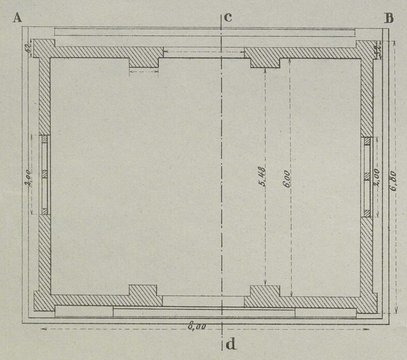

PETIT MAGASIN A MARCHANDISES POUR UNE HALTE

Echelle 1/100e

ATELIERS DE BANDOENG

ATELIER DE PEINTURE ET VITRERIE

Echelle 1/200

Elévation latérale **G H**

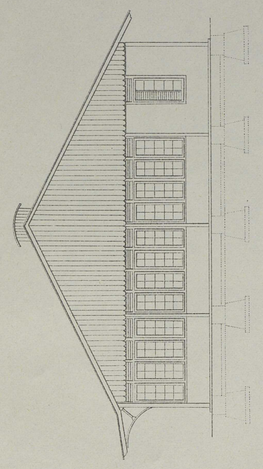

Coupe **a b**

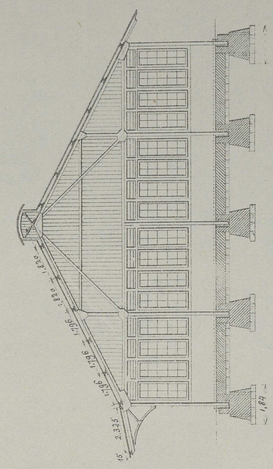

Coupe **e f**

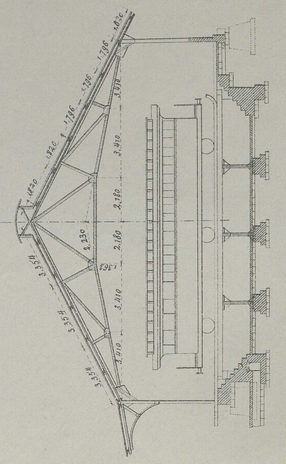

Coupe **c d**

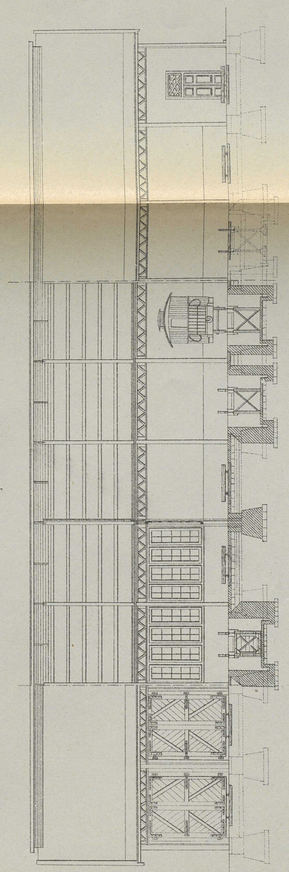

Elévation **A B**

Plan

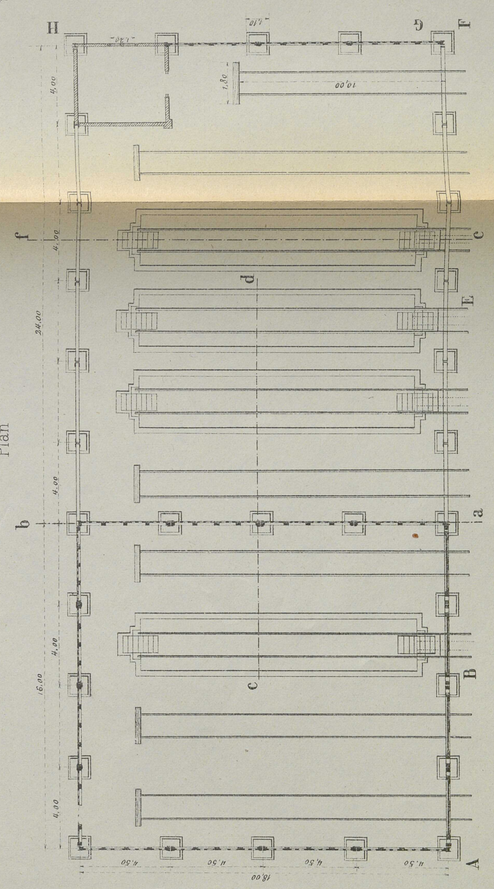

Imp. Monrocq.

Autog. E. Gillet, 30 rue Gay-Lussac. Paris.

Université Côte d'Azur. Bibliothèques

BÂTIMENTS

ABRI POUR HALTE

Elévation

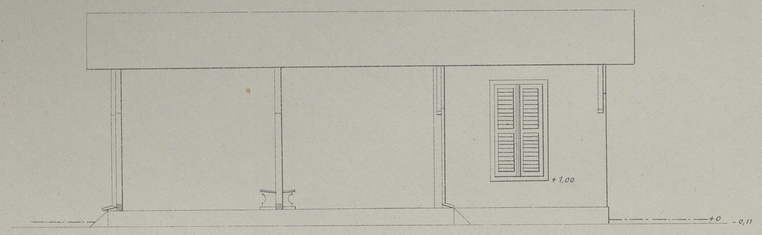

Elévation *(Vue de la voie)*



Plan

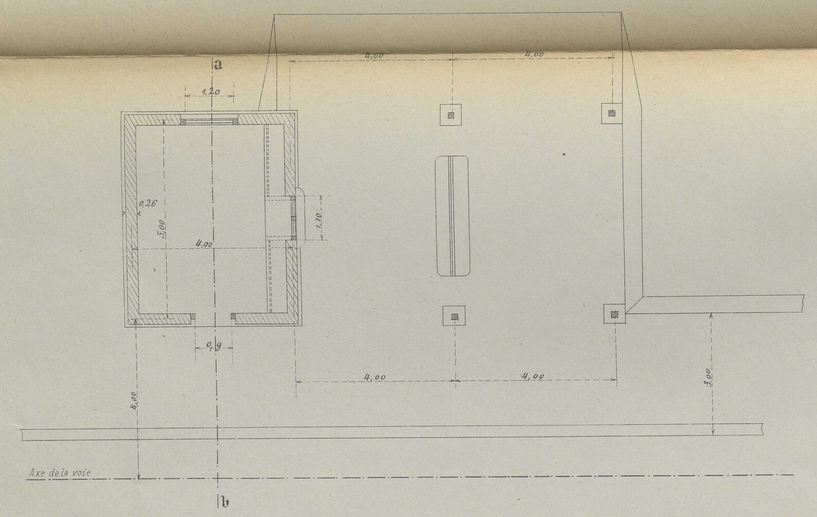

Coupe **a b**

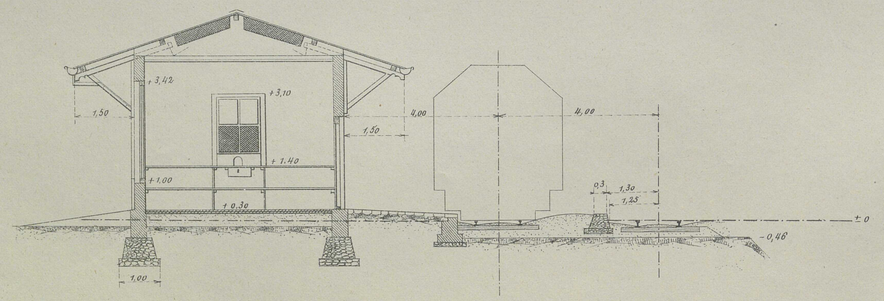

ABRI ET QUAI POUR UNE HALTE

Elévation

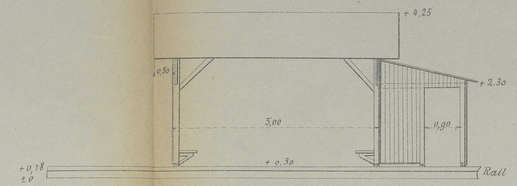

Coupe longitudinale

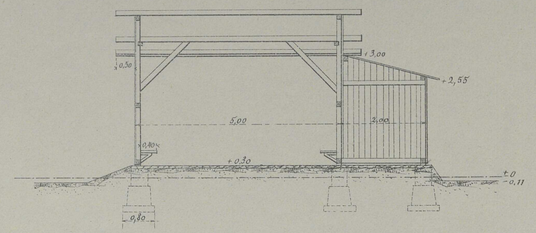

Plan

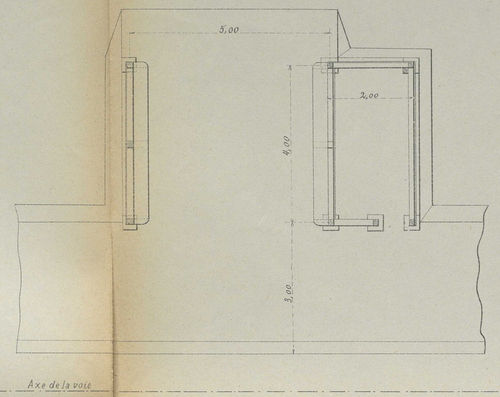

Elévation latérale

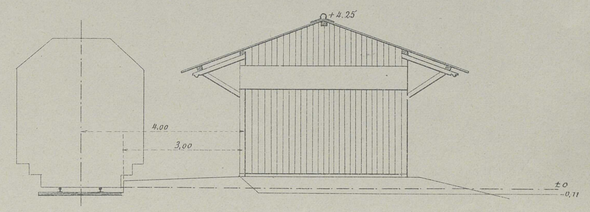

LOCEMENTS D'EMPLOYÉS

Station de Ire classe

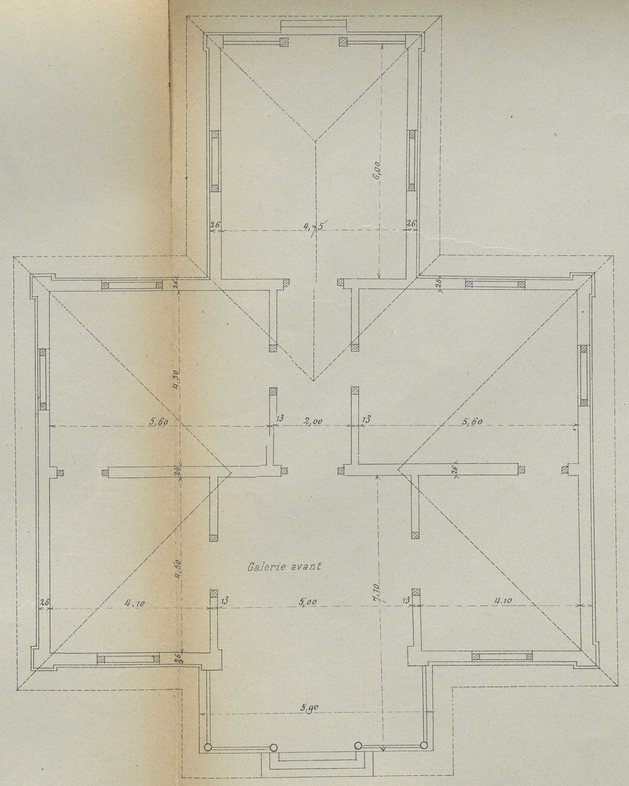

Station de grande halte

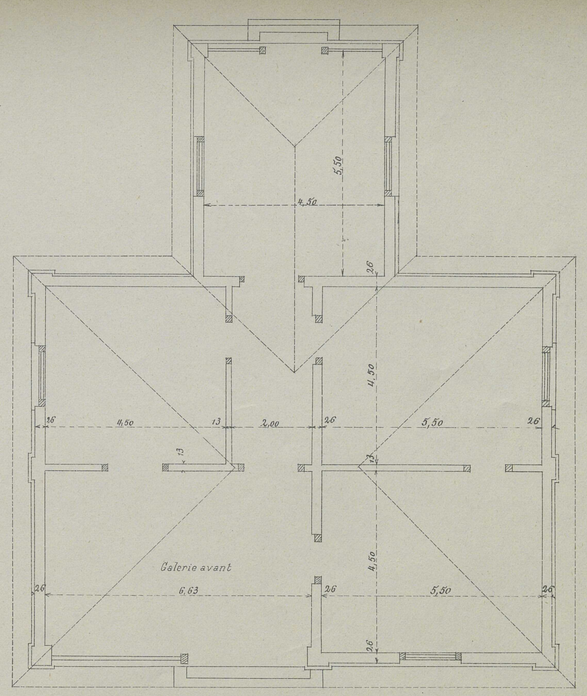

Imp. Monrocq.

Autog. E. Gillet, 30, rue Gay-Lussac. PARIS.

Université Côte d'Azur. Bibliothèques

BÂTIMENTS EN PIERRE POUR UNE HALTE.

Echelle : 0m01 p.m.

Élévation *(du côté de la voie)*.

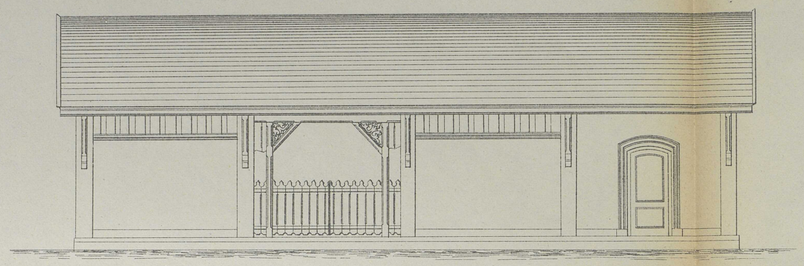

Pignon.



Élévation.



Coupe **ab**.

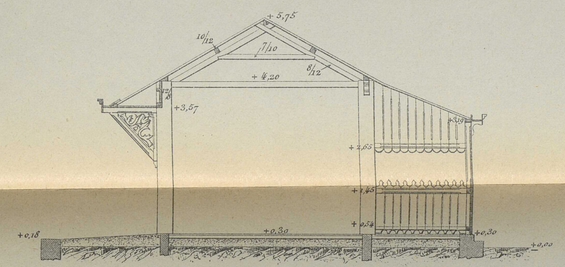

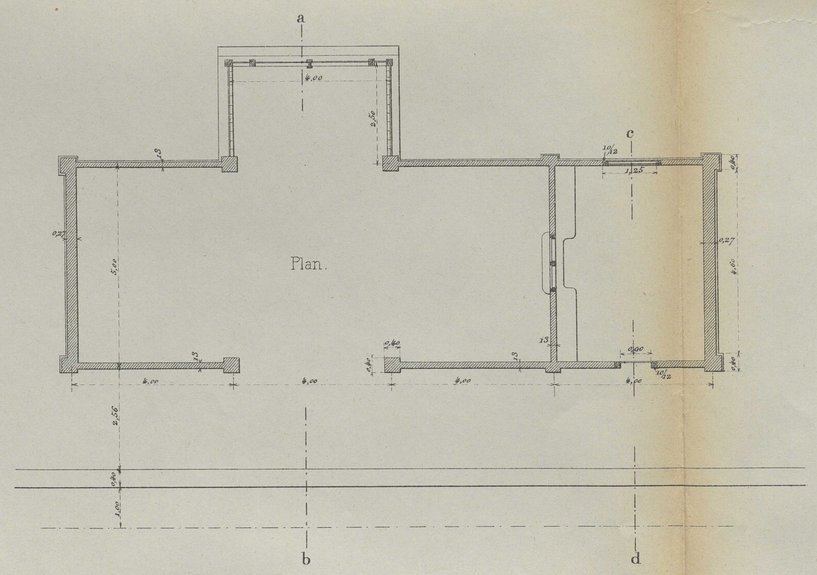

Coupe **cd**.

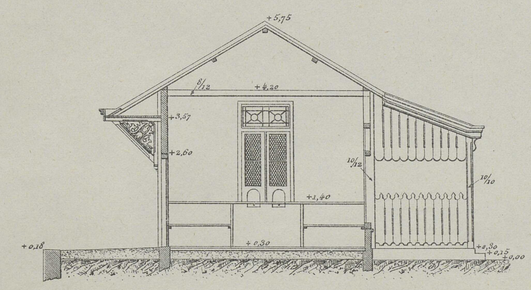

Imp. Monrocq.

Autog. E. Gillet, 30, rue Gay-Lussac. Paris.

Université Côte d'Azur. Bibliothèques

LOCOMOTIVES

CHEMINS DE FER DE L'ETAT A SUMATRA

(Echelle 1/100)

N° 1. Locomotive tender à adhérence à 2 essieux couplés

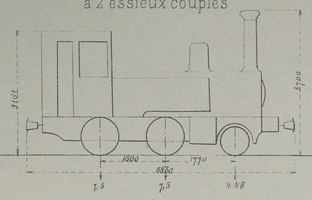

N° 2. Locomotive tender à adhérence à 3 essieux couplés

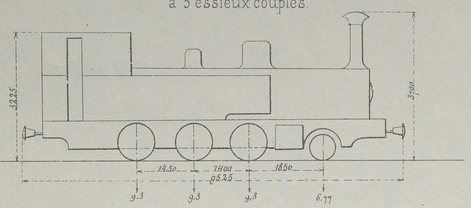

N° 3. Locomotive tender à adhérence et crémaillère avec arbre de transmission

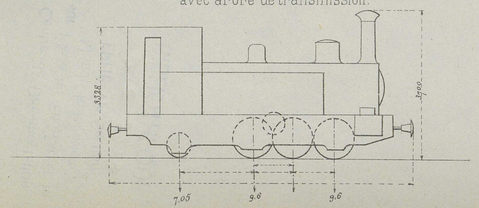

N° 4. Locomotive tender à adhérence et crémaillère N° 60.

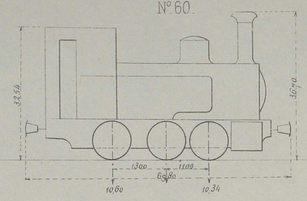

N° 5. Locomotive tender à adhérence et crémaillère. N°s 61 et 62

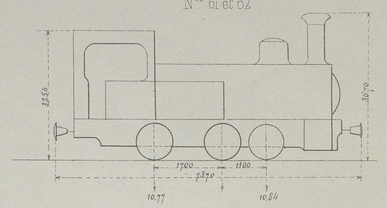

N° 6. Locomotive tender à adhérence et crémaillère à bogie.

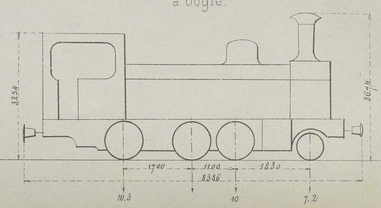

	N° 1.	N° 2.	N° 3.	N° 4.	N° 5.	N° 6.
Poids à vide	15,27 T	27,65 T	21,28 T	17,52 T	17,94 T	24,63 T
Poids en service	19,480 T	34,670 T	26,25 T	20,94 T	21,61 T	29,5 T

CHEMINS DE FER DE L'ETAT A JAVA

(Echelle 1/100)

N° 1. Locomotive tender à 3 essieux couplés et à essieux Bissel.

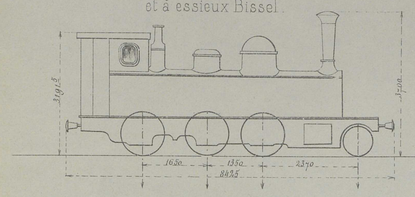

N° 2. Locomotive tender à 2 x 2 essieux couplés. système Mallet Rimrott.

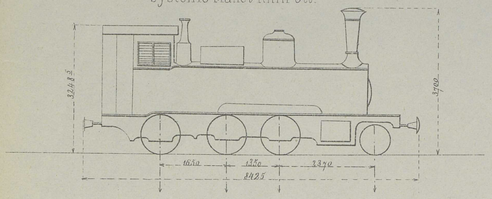

N° 3. Locomotive Compound à 3 essieux couplés et à essieux Bissel.

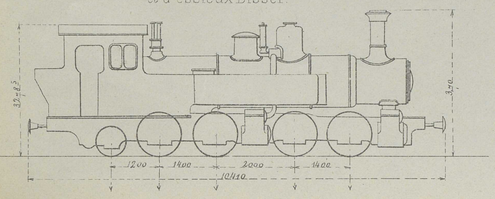

N° 4. Locomotive tender à 2 essieux couplés et à essieux Bissel

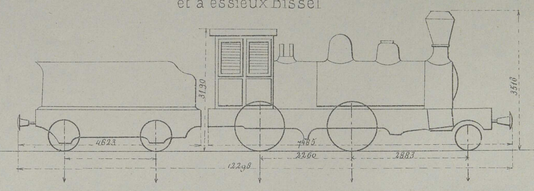

	N° 1	N° 2	N° 3	N° 4
Surface de grille	1,107 m²	1,107 m²	1,45 m²	1,061 m²
id de chauffe du foyer	5,38 "	5,38	7,76	5,11
id des tubes (intérieure)	55,66 "	55,66	93,70	51,11
Nombre de tubes	157	157	224	147
Longueur des tubes	3,05 m	3,05 m	3,60 m	2,671
Diamètre des tubes ext/int	41/37 m/m	41/37 m/m	41/37 m/m	41/37 m/m
Timbre de la chaudière	10 kg	12 kg	12 kg	10 kg
Diamètre des cylindres	380 m/m	"	"	381 m/m
id à haute pression	"	380 m/m	300 m/m	"
id à basse pression	"	580 "	460 "	"
Course des pistons	509 m/m	509 "	510 "	457 m/m
Diamètre des roues motrices	1,168 m	1,102 m	1,102 m	1,458
Poids de la machine à vide	22000 kg	25300 kg	32000 kg	18500 kg
id en service	28750 "	32300 "	41600 "	20590 "
id adhérent	23200 "	25800 "	35000 "	14990 "
id du tender à vide	"	"	"	6750 "
id en service	"	"	"	12260 "
Vitesse maximum (N^os à l'heure)	45	45	45	70
Effort de traction	4300 kg	4500 kg	4800 kg	2800 kg

TRAMWAY DE GOENDIH-SOERABAJA

Locomotive Compound (Echelle 1/50)

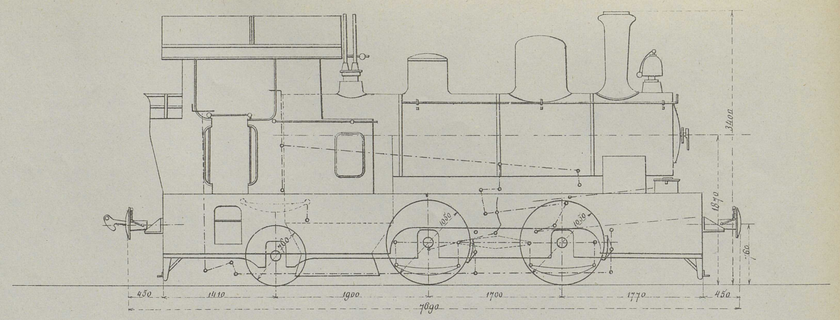

TRAMWAY DE DJOEJA MAGELAND

Locomotive N° 250-251 (Echelle 1/50)

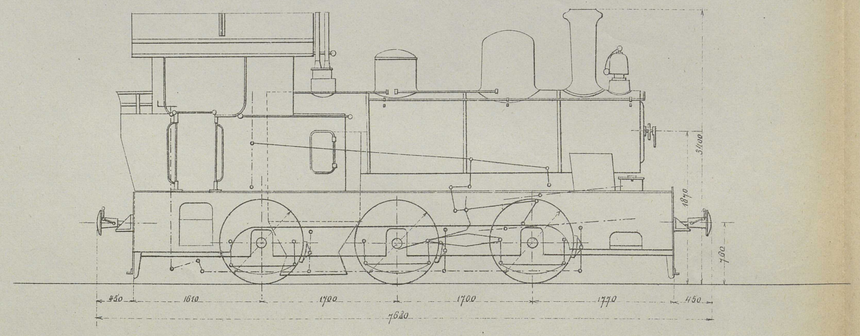

Dimensions principales.

		Locomotive Compound	Locomotive N°s 250 et 251
Cylindre	Diamètre	280 ou 415 m/m	340 m/m
	Course	400 m/m	400 m/m
Chaudière	Longueur	2.584 m	2.584 m
	Diamètre	0,940	0,940
Tubes	Nombre	120	120
	Longueur entre les plaques	2.550 m	2.550 m
	Diamètre extérieur	41 m/m	41 m/m
Surface de chauffe	Chaudière	4,7 m²	4,7 m²
	Tubes	84,6	84,6
	Total	89,3 m²	89,3 m²
Surface de grille		0,9 m²	0,9 m²
Poids en service	Sur l'essieu d'avant	8400 k	8320 k
	id du milieu	8400 k	8440 k
	id d'arrière	8250 k	8440 k
	Total	25050 k	25200 k
Puissance de traction		2500 k	3506 k

Tender

Contenu	Eau	8,0 m³
	Charbon	900 k
	Résidu de pétrole	0,4 m³

Imp. Monrocq

Autog. E. Gillet, 30 Rue Cuy-Lussac, Paris.

Université Côte d'Azur. Bibliothèques

CHEMINS DE FER DE L'ÉTAT A JAVA.

PONT ROUTE DE 3 × 4 10.m PASSAGE EN DESSUS

PL. 17.

Elévation (1/200)

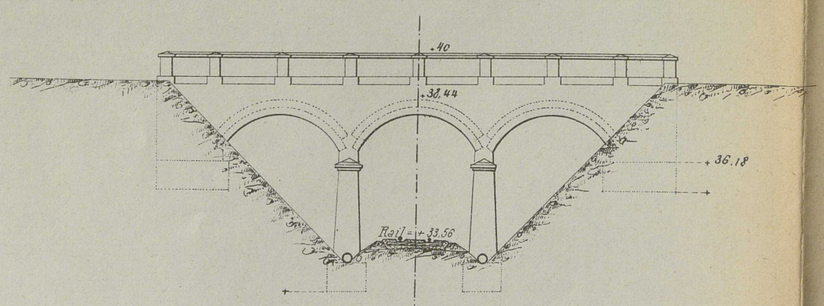

Plan

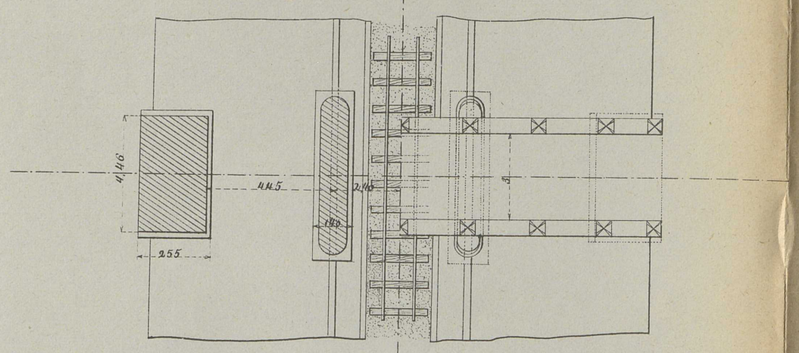

Coupe transversale (1/100)

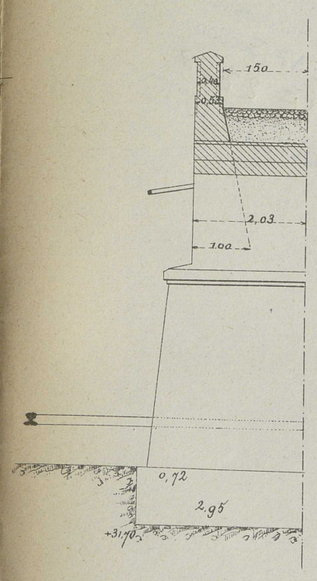

Coupe longitudinale (1/100)

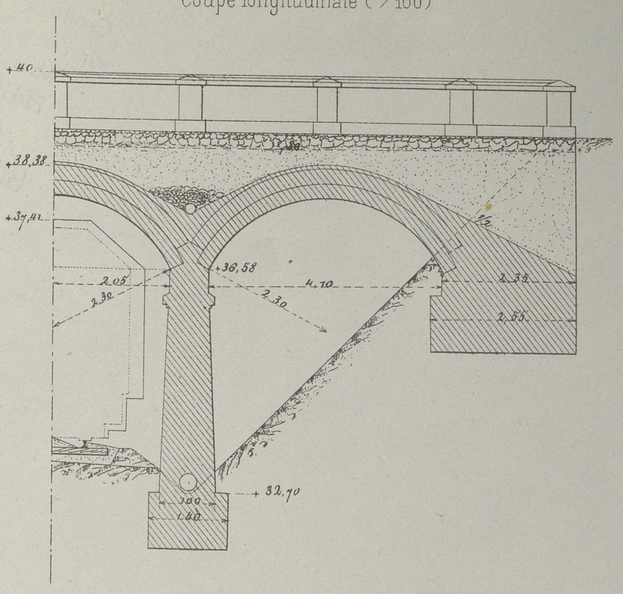

CHEMINS DE FER DE L'ÉTAT A JAVA.

LIGNE DU BANTAM.

PONT DU TJI SADANI

Echelle 1/600

Elévation latérale

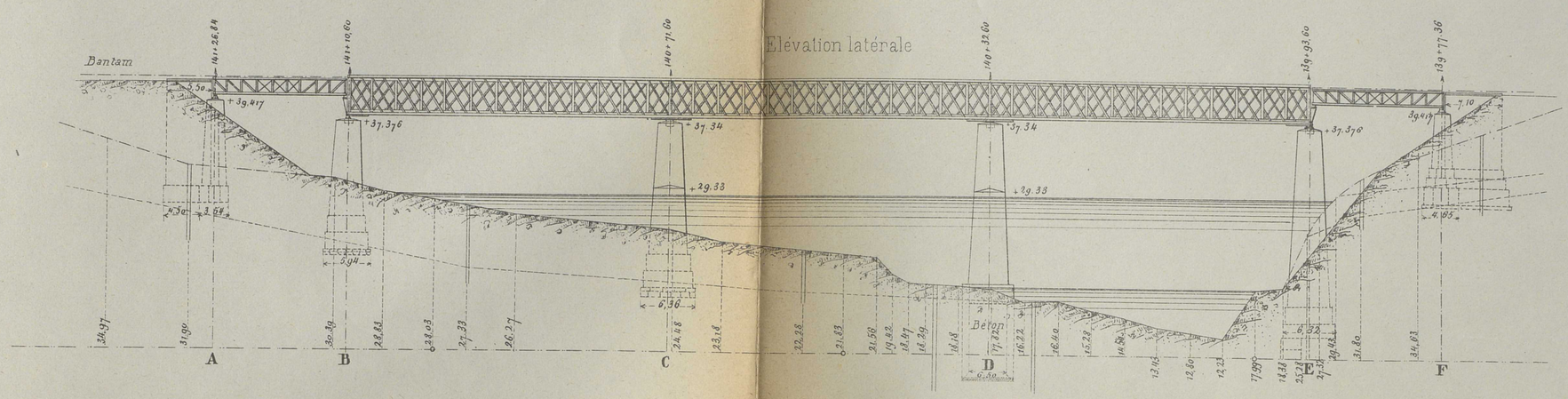

Vue par dessus

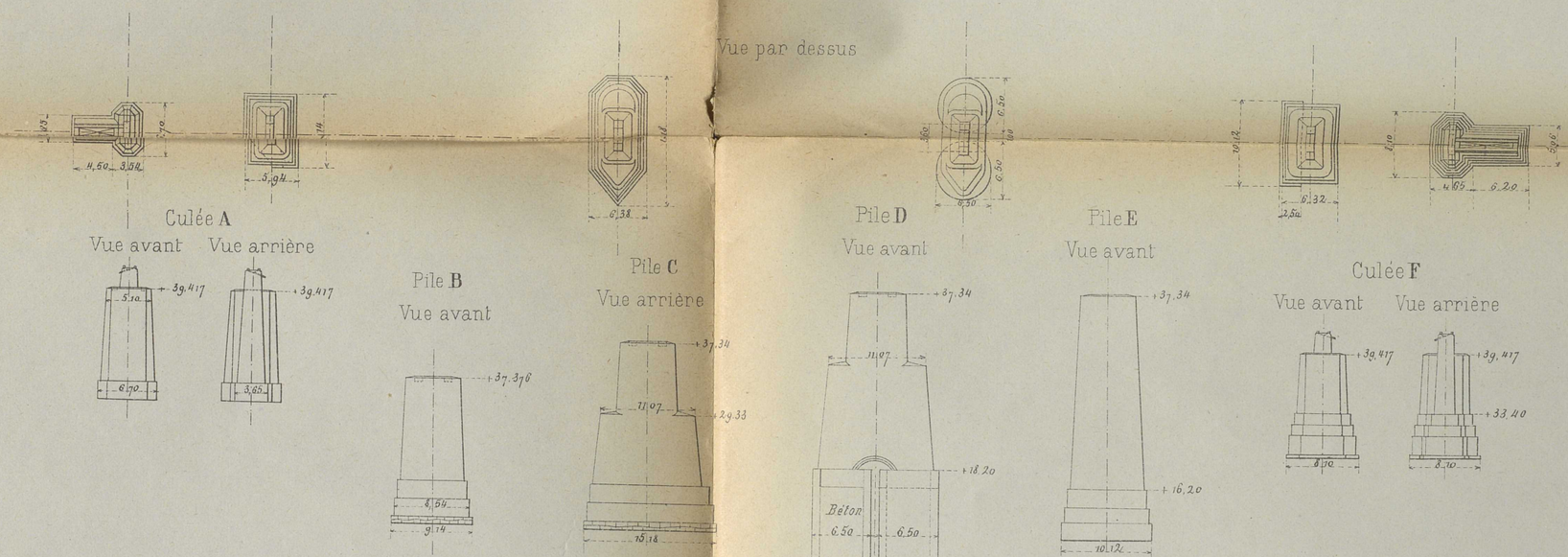

CHEMINS DE FER DE DELI (SUMATRA)

PONT SUR LE SOENGEI-BINGEI

1 travée de 36m et 2 de 17m.

Echelle 1/200.

Culée droite

Coupe AB

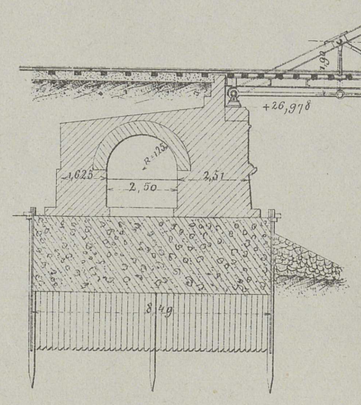

Coupe CD

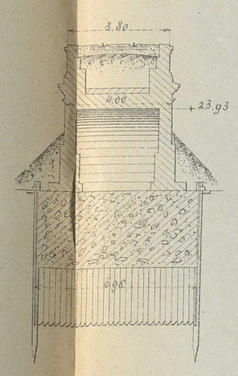

Pile

Vue EF.

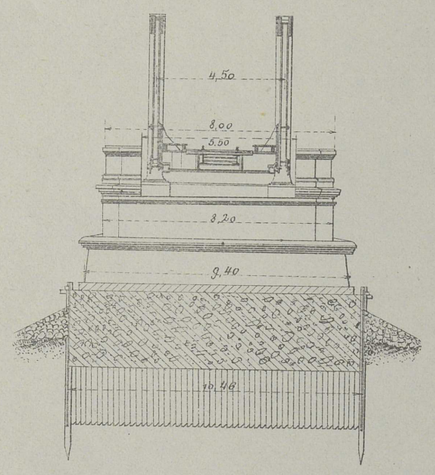

Plan

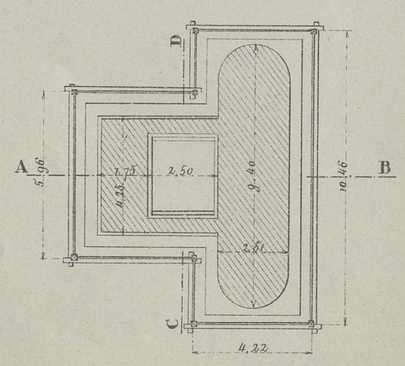

Plan



Imp. Monrocq.

Autog. E. Gillet, 30. rue Gay-Lussac. Paris.

Université Côte d'Azur. Bibliothèques

TRAMWAY DE SERAJOEDAL

PONT SUR LE SÉRAJOE A MANDIRANTJAN

PL. 18.

Echelle 1/300

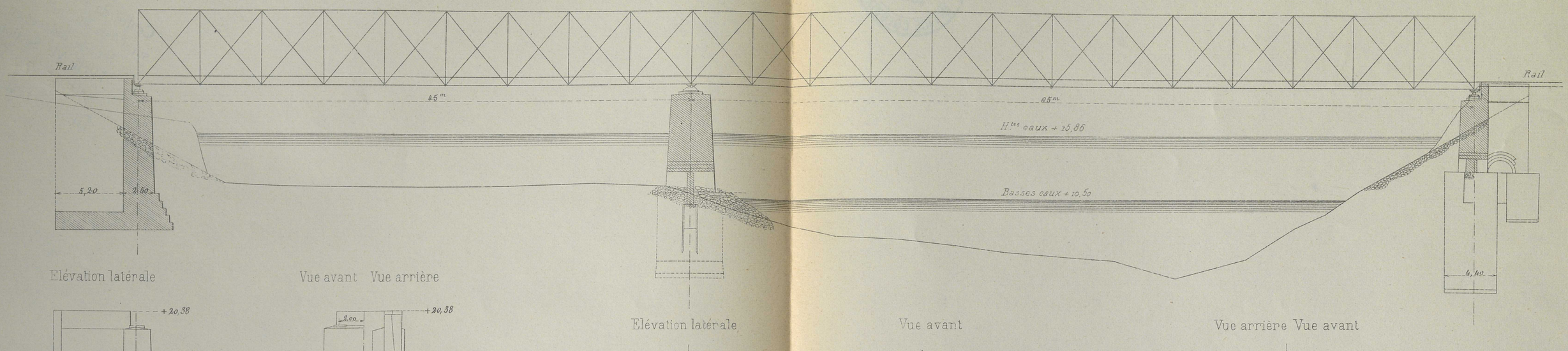

Elévation latérale

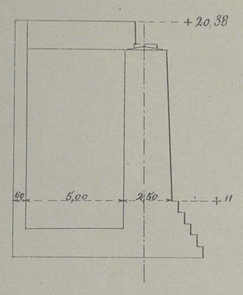

Vue avant Vue arrière

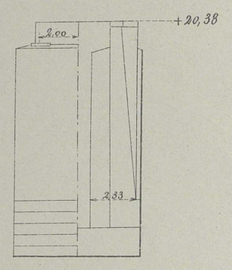

Elévation latérale

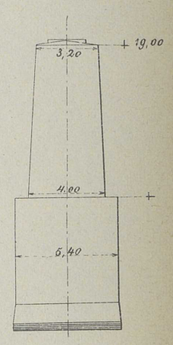

Vue avant

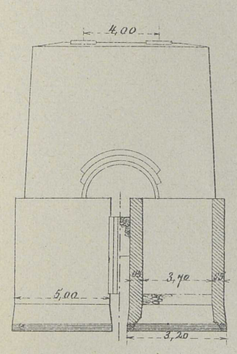

Vue arrière Vue avant

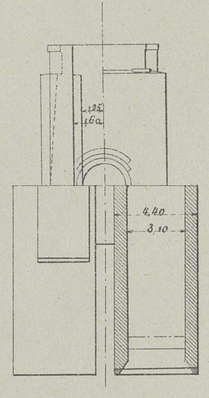

Plan et coupe

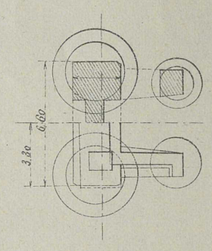

Plan et Coupe

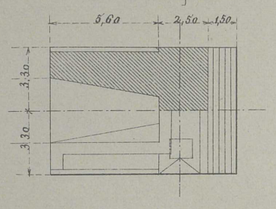

Plan et Coupe

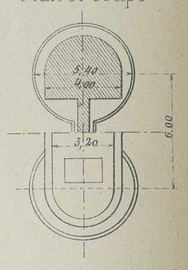

CHEMINS DE FER DE DELI

PONT SUR LE KUALA DELI

Echelle 1/200

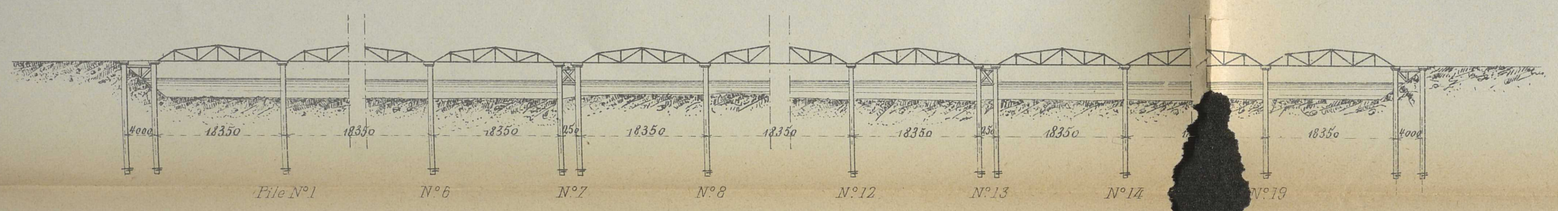

Piles 7 et 13

Echelles 1/100

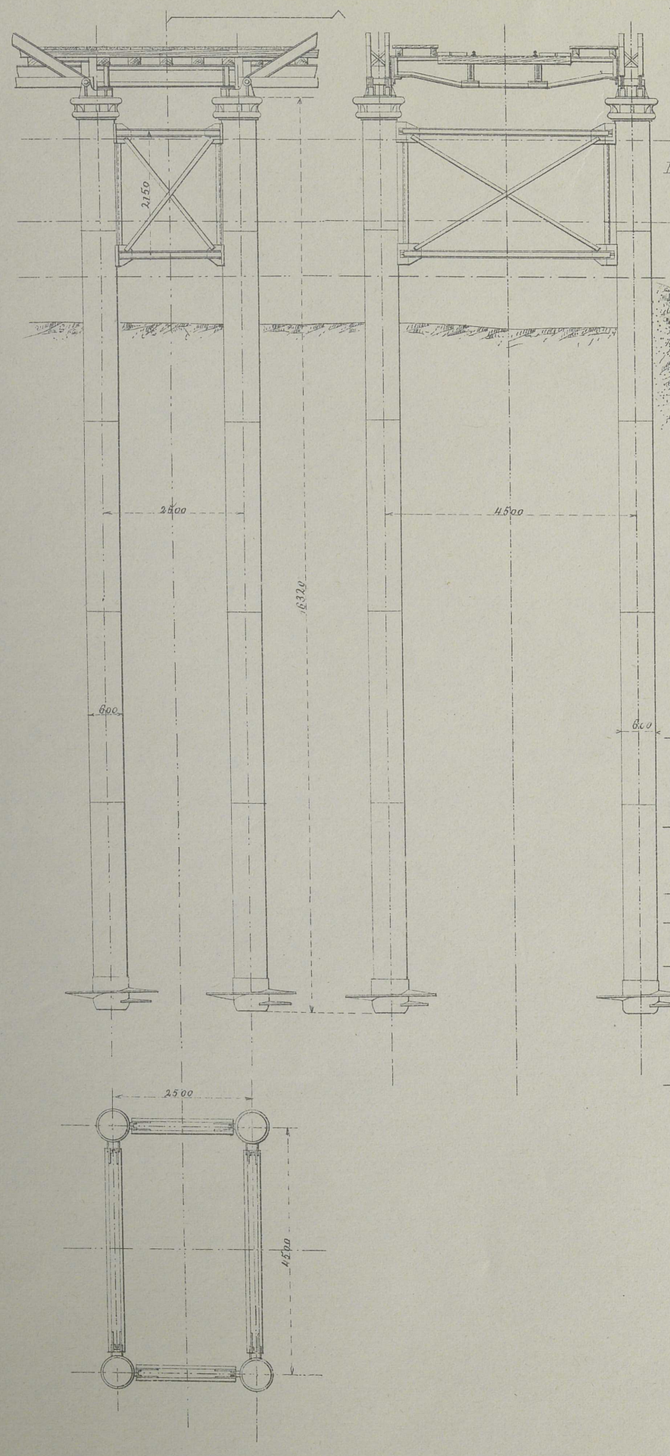

Profil en travers de la travée

Echelles des longueurs 1/3000

des hauteurs 1/100

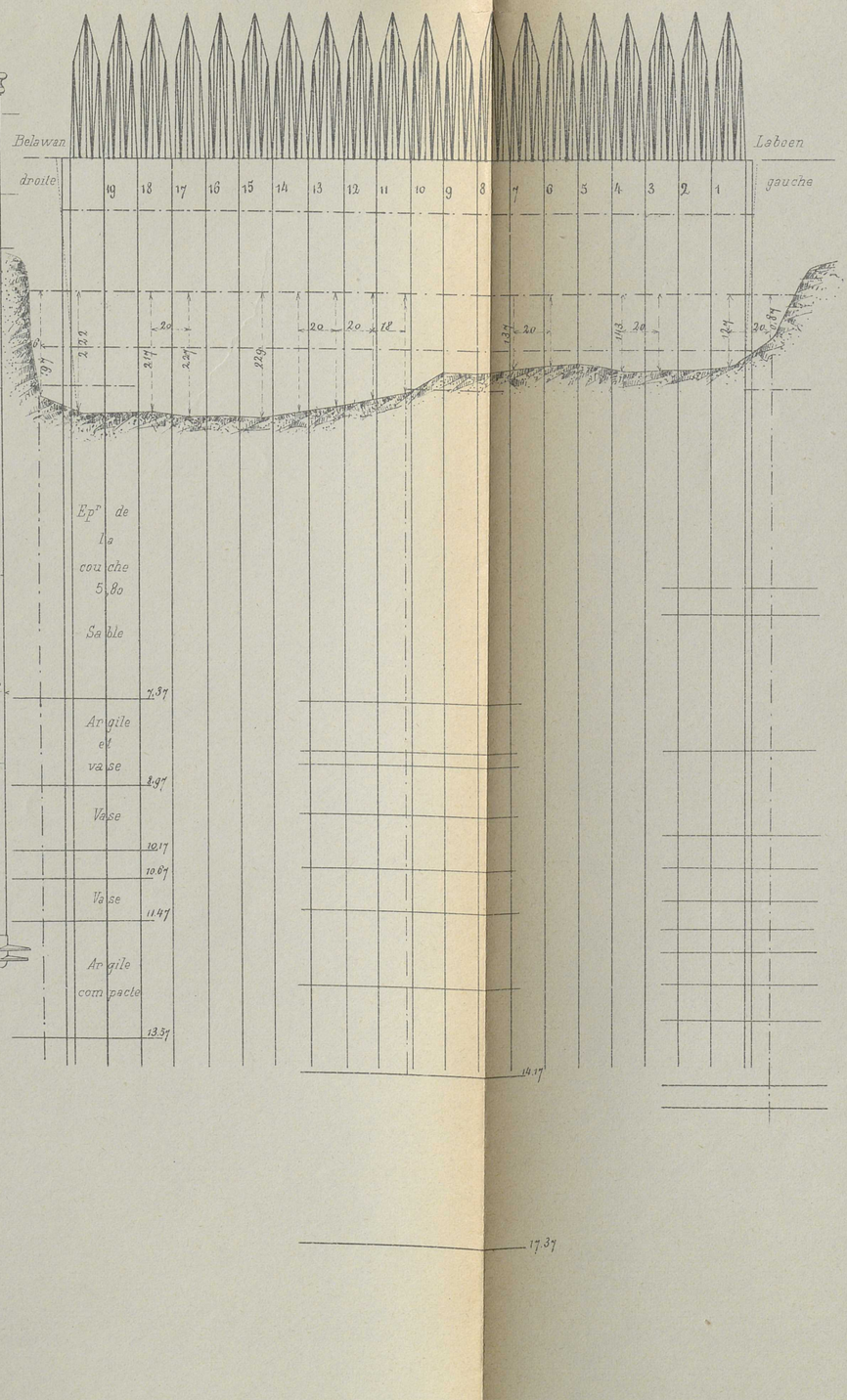

PONT DU KALI BEDOK

Echelle 1/400e

Coupe longitudinale

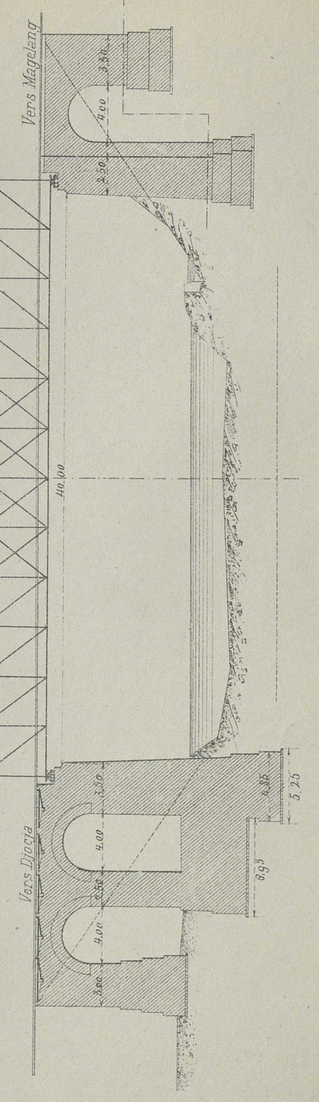

Tramway de Djocja à Magelang.

Imp. Monrocq.

Autog. E. Gillet, 30, rue Gay-Lussac. PARIS

Université Côte d'Azur, Bibliothèques

Coupe transversale

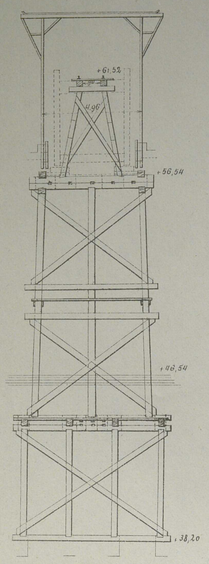

PONT PROVISOIRE SUR LE PROGO

Echelle 1/200

Vue longitudinale

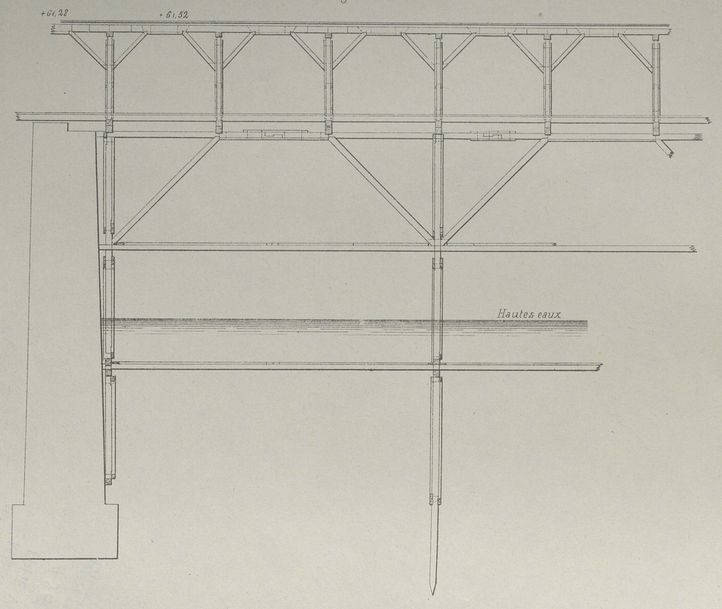

PONT PROVISOIRE SUR LE TJI BEUREUM

Echelle 1/200

Vue longitudinale

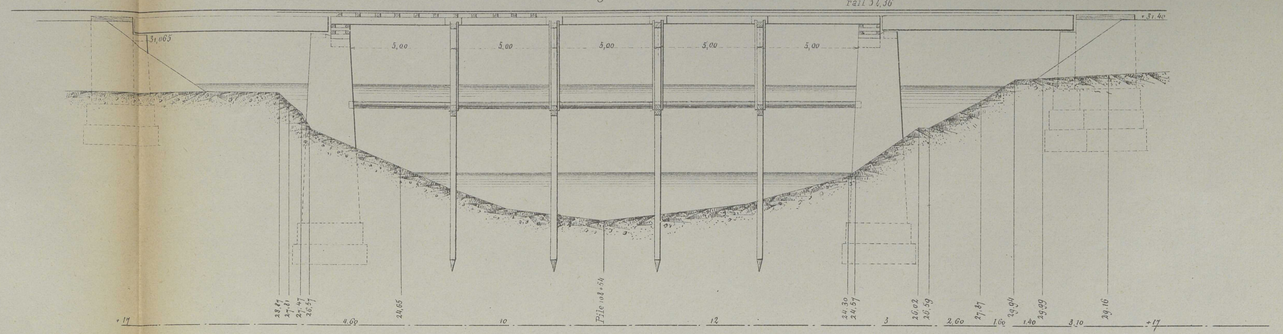

Vue par dessus

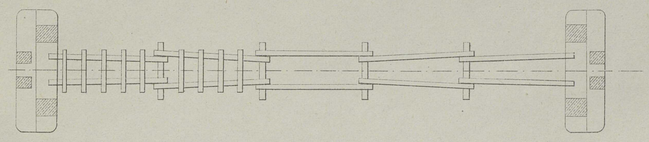

Coupe transversale
Echelle 1/100

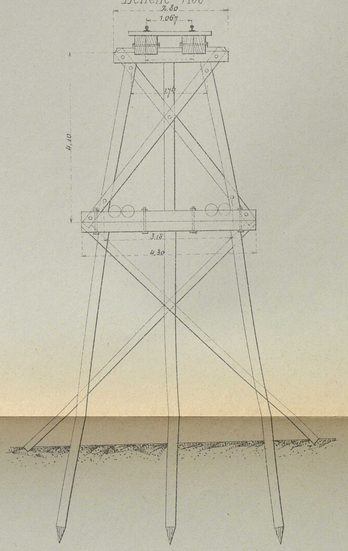

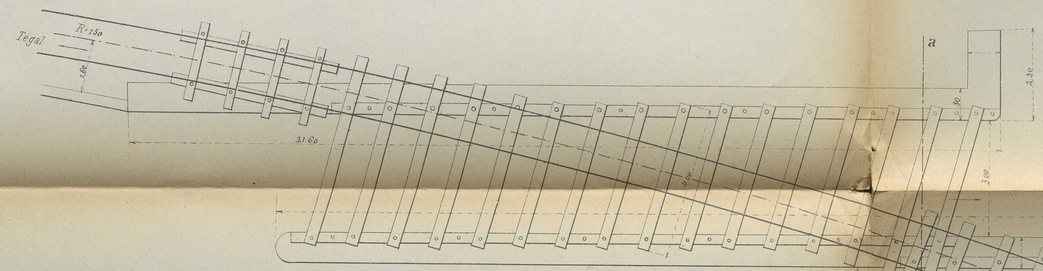

Coupe **a b**

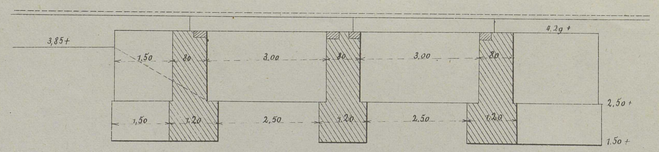

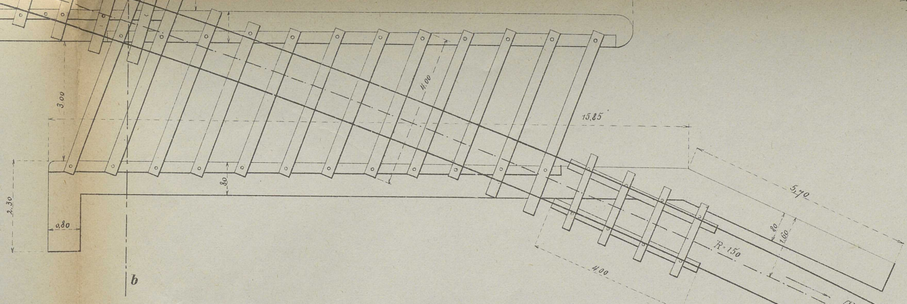

TRAMWAY DE SAMARANG CHERIBON

PONT DE 6m DE LARGEUR

TABLIER EN BOIS ET PILES EN MAÇONNERIES

Echelle 1/100

CHEMINS DE FER DE L'ÉTAT A JAVA.

PONTS PROVISOIRES EN BOIS

Coupe transversale
Echelle 1/100

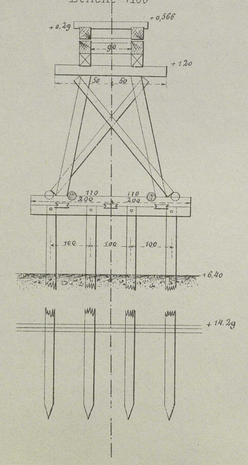

Vue latérale
Echelle 1/100

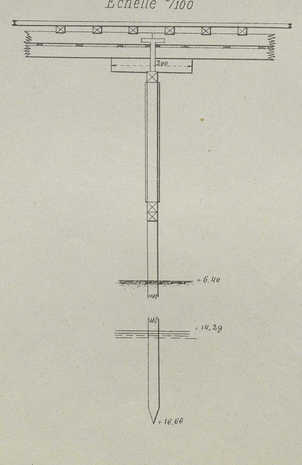

Vue longitudinale
Echelle 1/200

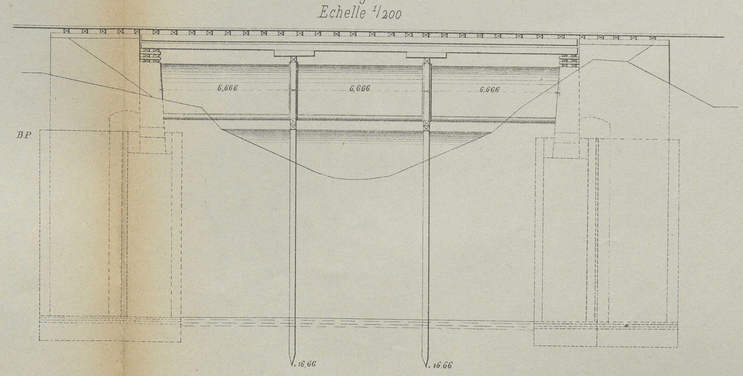

Coupe transversale
Echelle 1/200

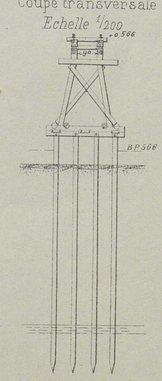

Imp. Monrocq.

Autog. E. Gillot, 30, rue Gay-Lussac. PARIS.

Université Côte d'Azur. Bibliothèques

CHEMINS DE FER DE DELI (SUMATRA)

PONT SUR LE SOENGEI OELAR

Pl. 20.

Echelle 1/200

Coupe longitudinale

Elévation

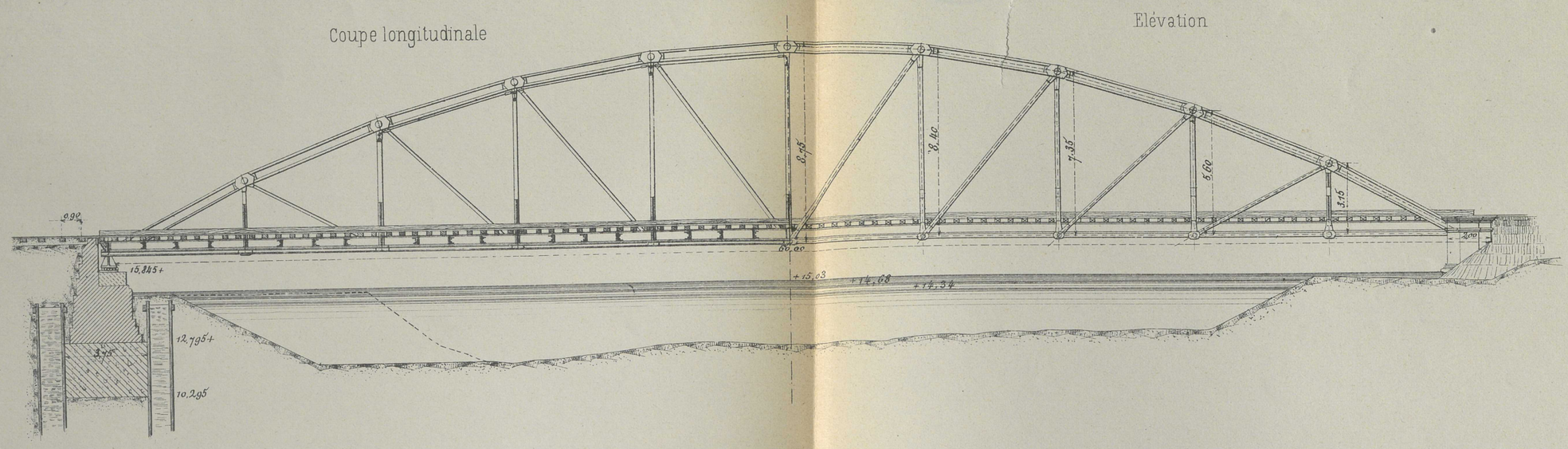

PONT SUR LE SOENGEI BINGEI

Echelle 1/200

Elévation

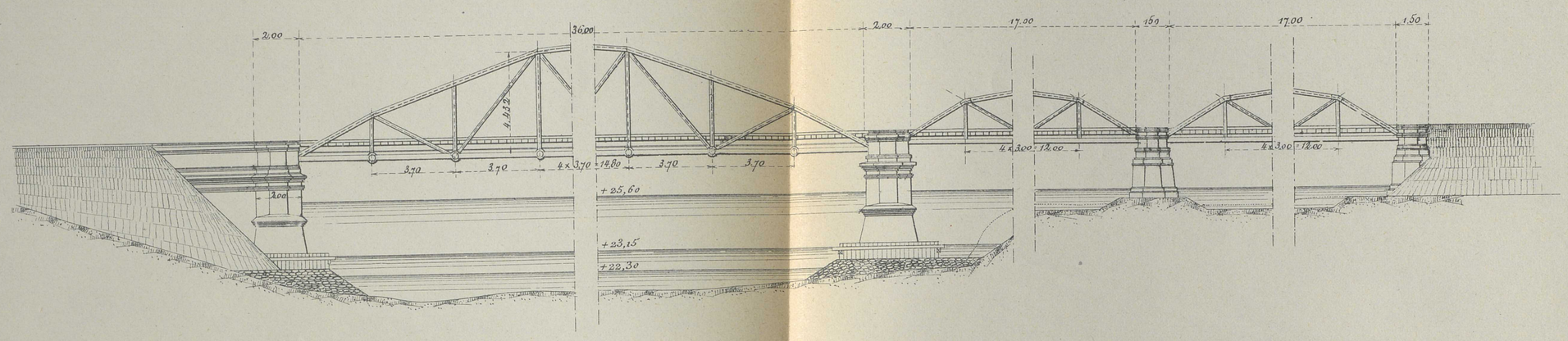

CHEMINS DE FER DE L'ÉTAT A SUMATRA.

PONT SUR L'ANEI

Situation

Echelle 1/500

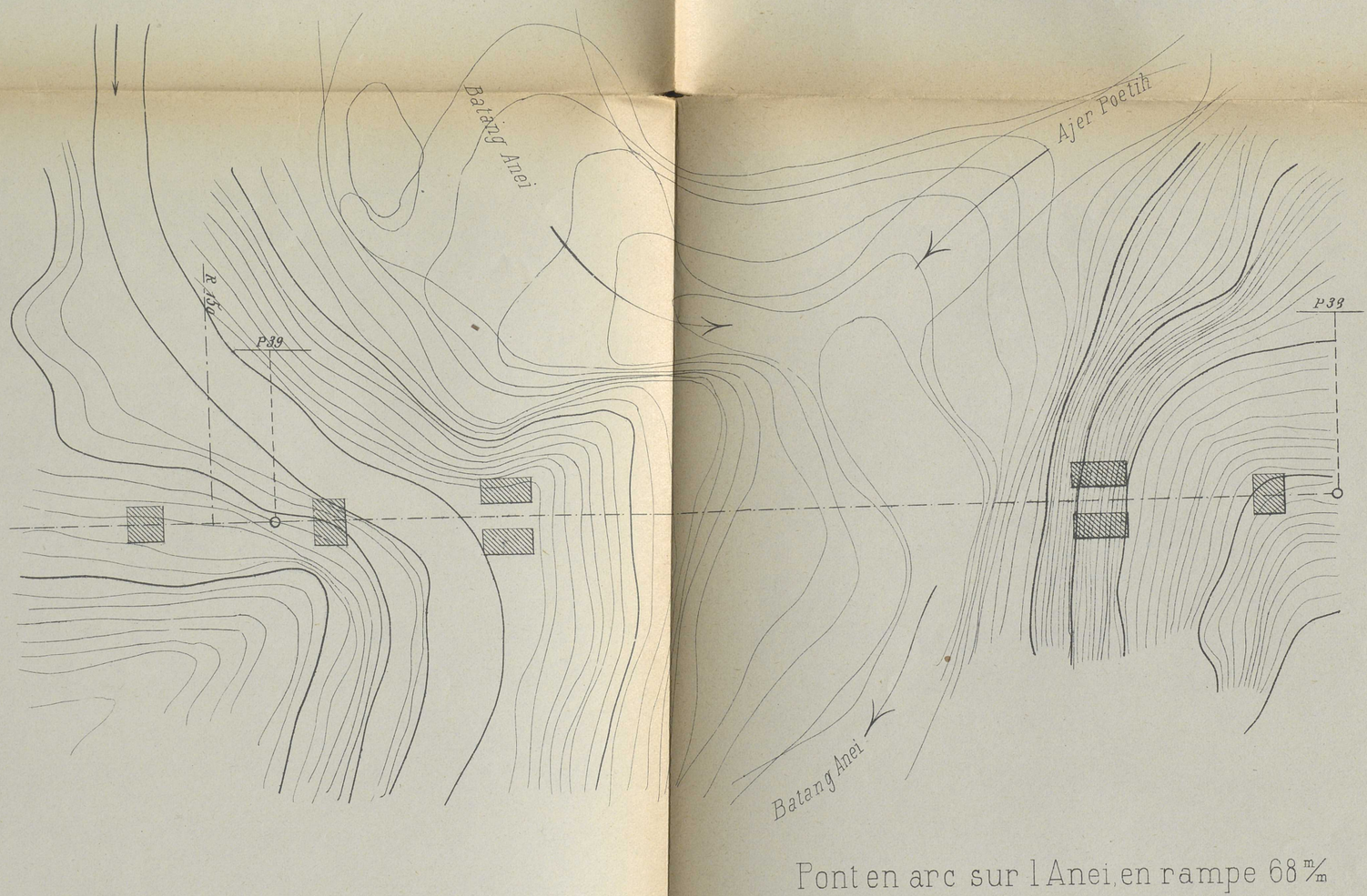

Pont en arc sur l'Anei, en rampe 68 m/m

Voie de 1m 06 à crémaillère

Echelle 1/800

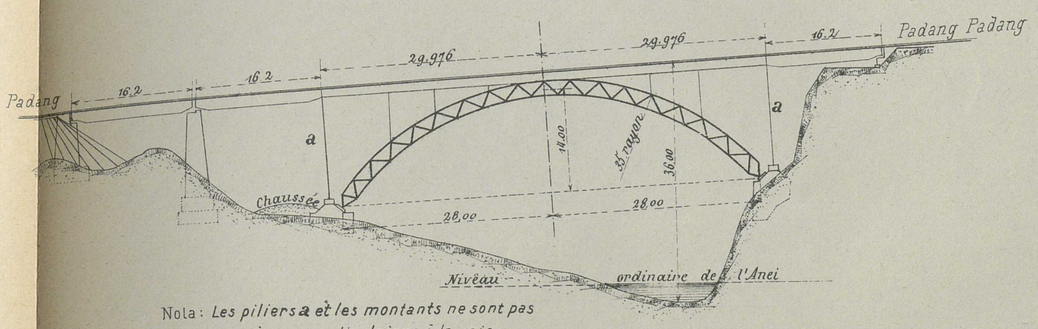

Nota : *Les piliers a et les montants ne sont pas verticaux mais perpendiculaires à la voie.*

Port Emma

Coupe transversale des installations

Echelle 1/1000

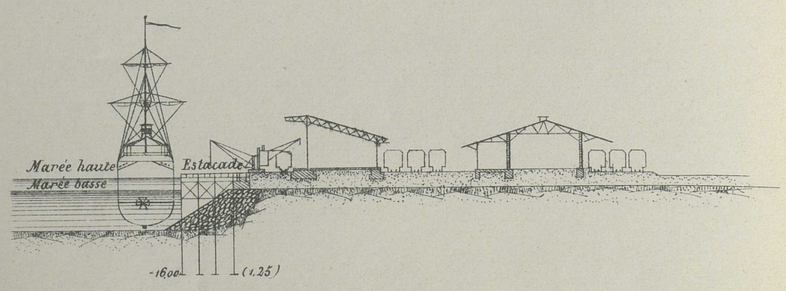

Imp. Monrocq.

Autog. E. Gillet, 30, rue Gay-Lussac. PARIS.

Université Côte d'Azur, Bibliothèques

PONT SUR LA RIVIERE DE PADANG

Echelle 0m0033 p m

Elévation



Vue en plan

DÉTAILS DES PILES ET CULÉES

Echelle 1/100e

Elévation

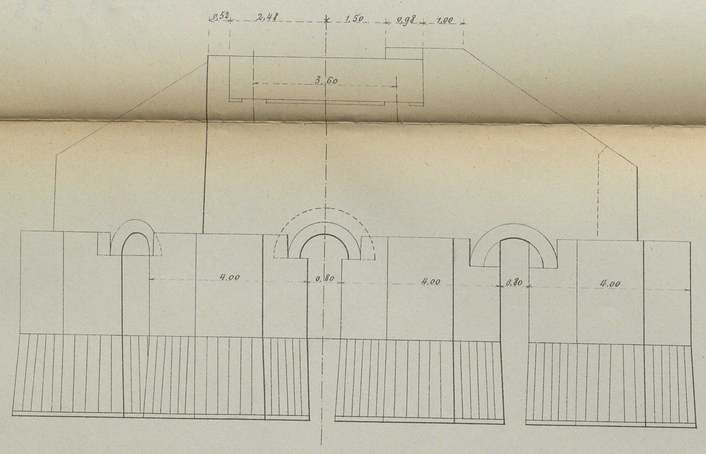

Coupe **g h**

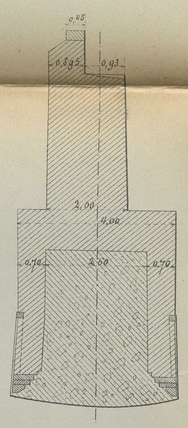

Coupe **n o**

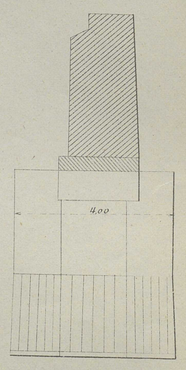

Plan

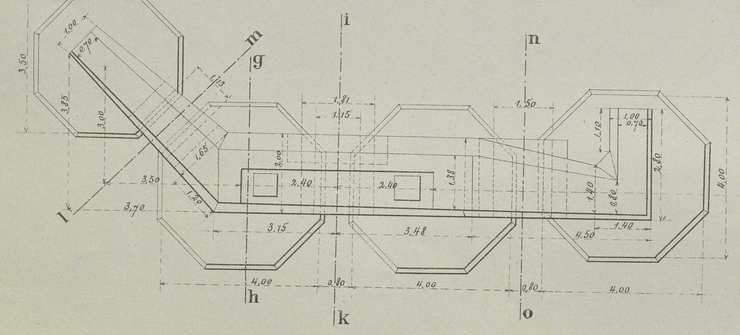

Coupe **i k**

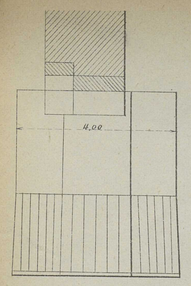

Coupe **l m**

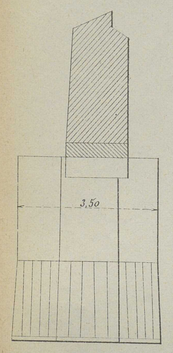

Elévation

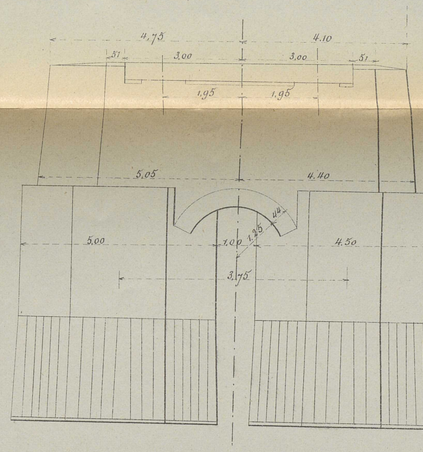

Profil

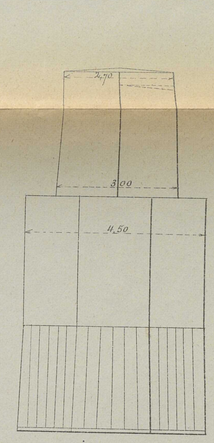

Coupe **a b**

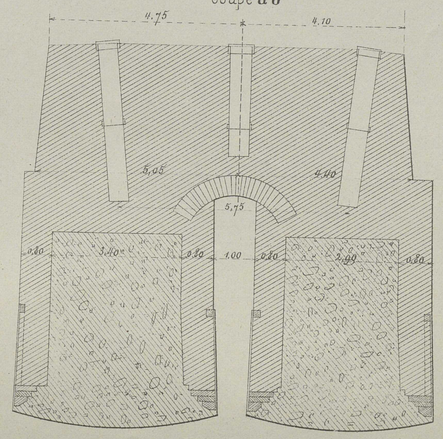

Coupe **c d**

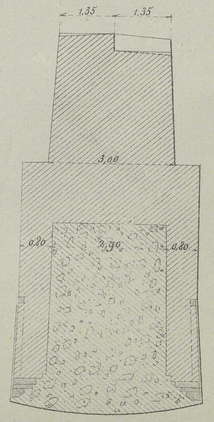

Imp. Monrocq.

Autog. E. Gillot, 30 rue Gay-Lussac. Paris

Université Côte d'Azur. Bibliothèques

AQUEDUCS VIADUCS ET SYPHONS

Tramway de Djocja à Magelang.

AQUEDUC ET VIADUC

Echelle 1/100

Coupe transversale

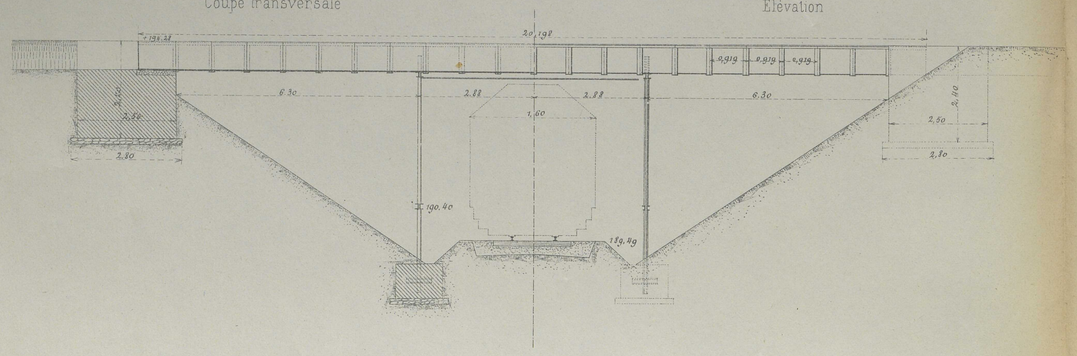

Elévation

Coupe transversale

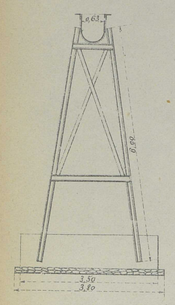

SYPHON

Echelle 1/100

Coupe longitudinale

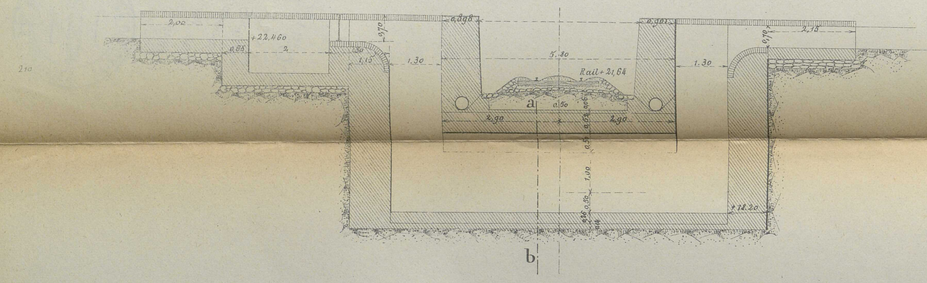

Coupe suivant **ab**.

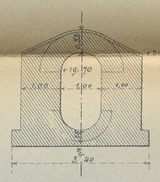

Chemins de Fer de l'État a Java.

AQUEDUC

Echelle 1/100.

Vue latérale

Coupe longitudinale

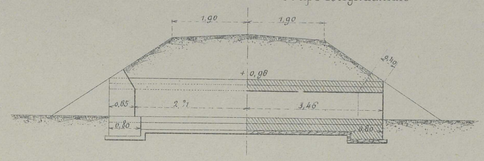

Vue avant et arrière

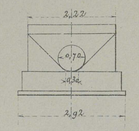

Vue par dessus

Plan

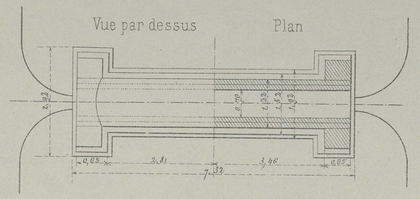

Coupe transversale

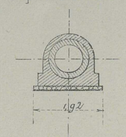

AQUEDUC ET VIADUC

Echelle 1/200

Coupe longitudinale

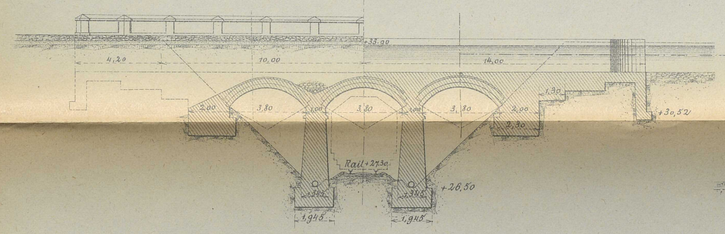

Coupe transversale

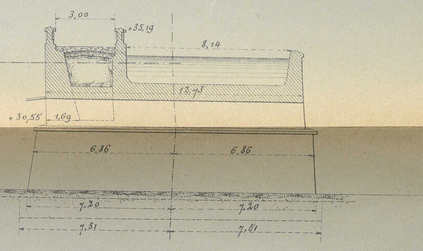

SYPHON EN FONTE

Echelle de 0m015 p. 1m00

Coupe longitudinale

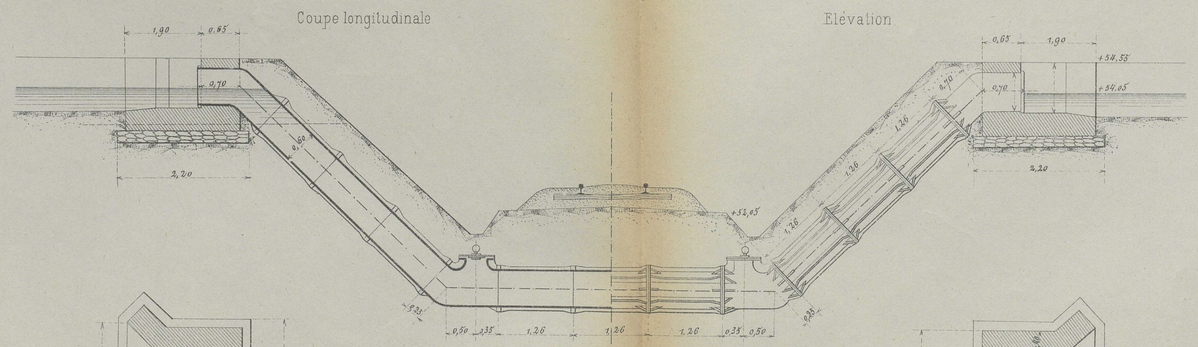

Elévation

Plan

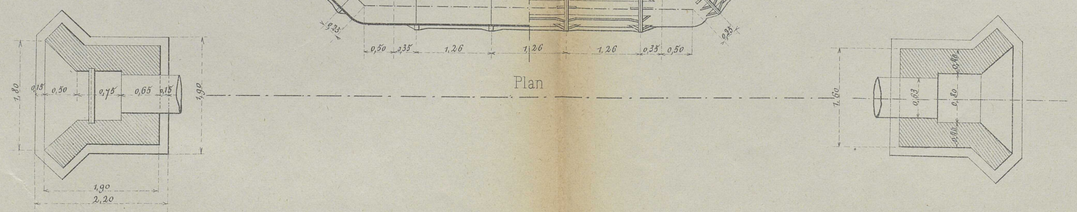

Imp. Monrocq.

Autog. E. Gillet, 30, rue Gay-Lussac. Paris.

Université Côte d'Azur. Bibliothèques

PROFILS TRANSVERSAUX DE LA VOIE ET TUNNELS

Echelle 1/400e

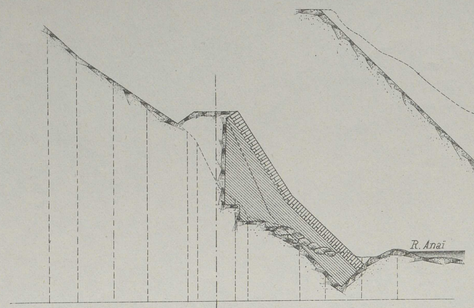

Kandang Ampat | Kampong Tengah

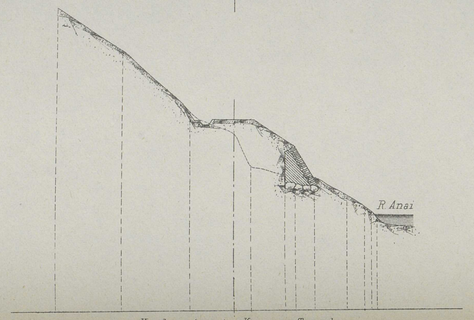

Kandeng Ampat | Kampong Tengah

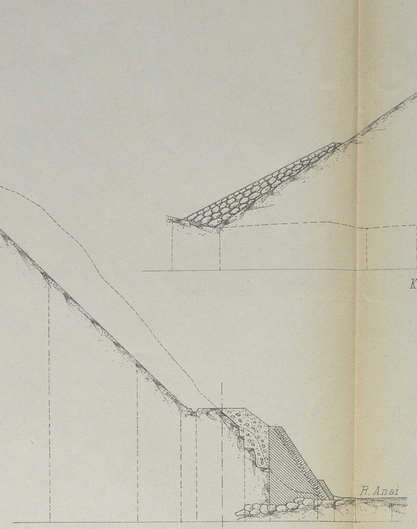

Kandang Ampat | Kampong Tengah

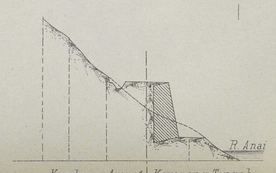

Kandang Ampat | Kampong Tengah

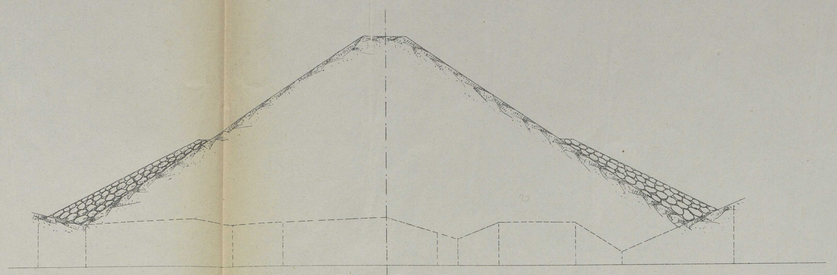

Kampong Tongah | Padang Pandjong

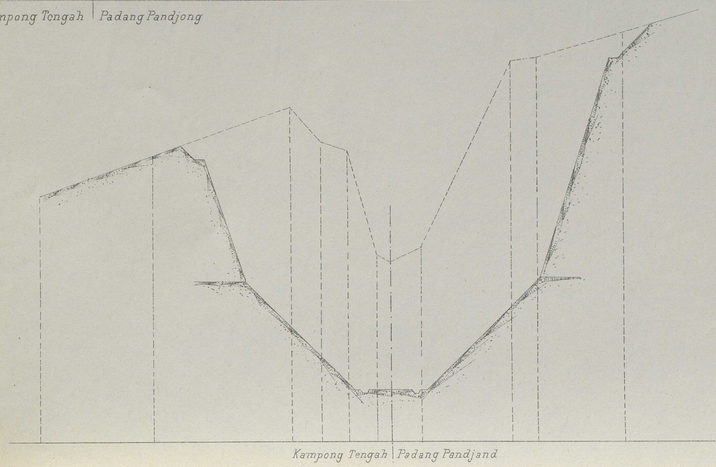

Kampong Tengah | Padang Pandjand

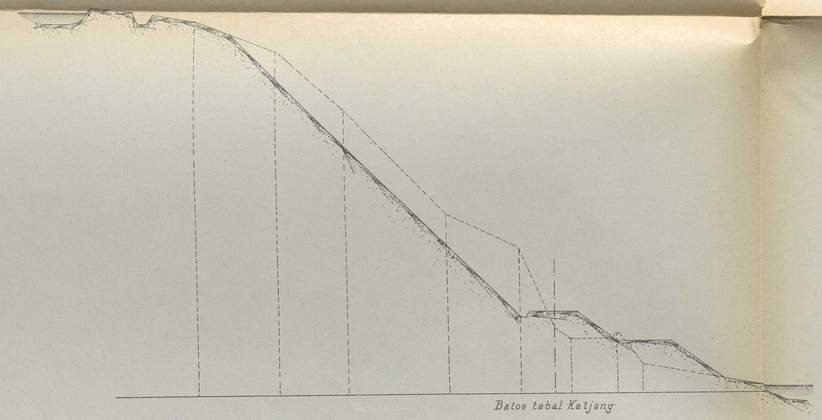

Batoe tabal Katjang

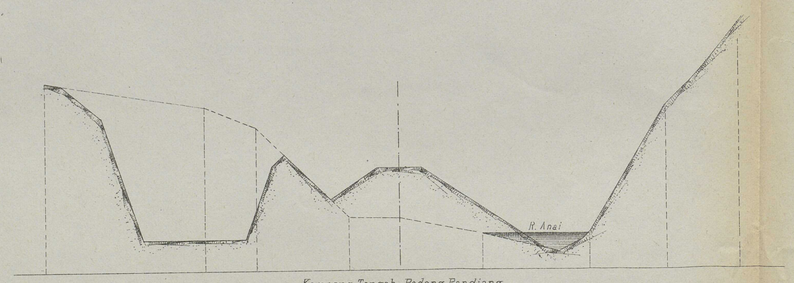

Kampong Tengah Padang Pandjang

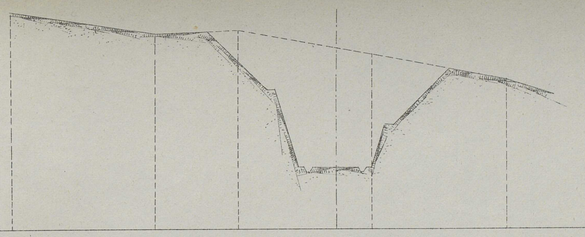

Kampong Tengah Padang Pandjang

Tunnels *Echelle 1/80e*

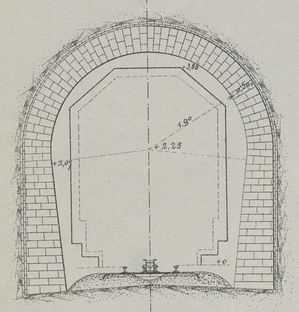

long. 70 mètres
Kampong Tengah Padang Pandjang

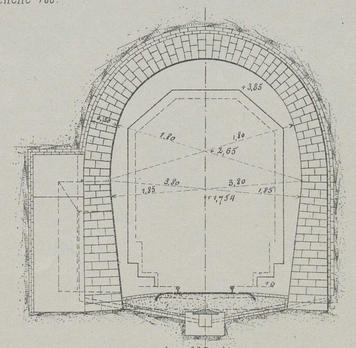

long. 825 mètres
Moeara Kalaban Sanah Loento

Imp. Monrocq.

Autog. E. Gillet, 30, rue Gay-Lussac. PARIS.

Université Côte d'Azur. Bibliothèques

RÉPARATION D UN ÉBOULEMENT

Echelle de 0,m001332 p. 1,m00

Situation

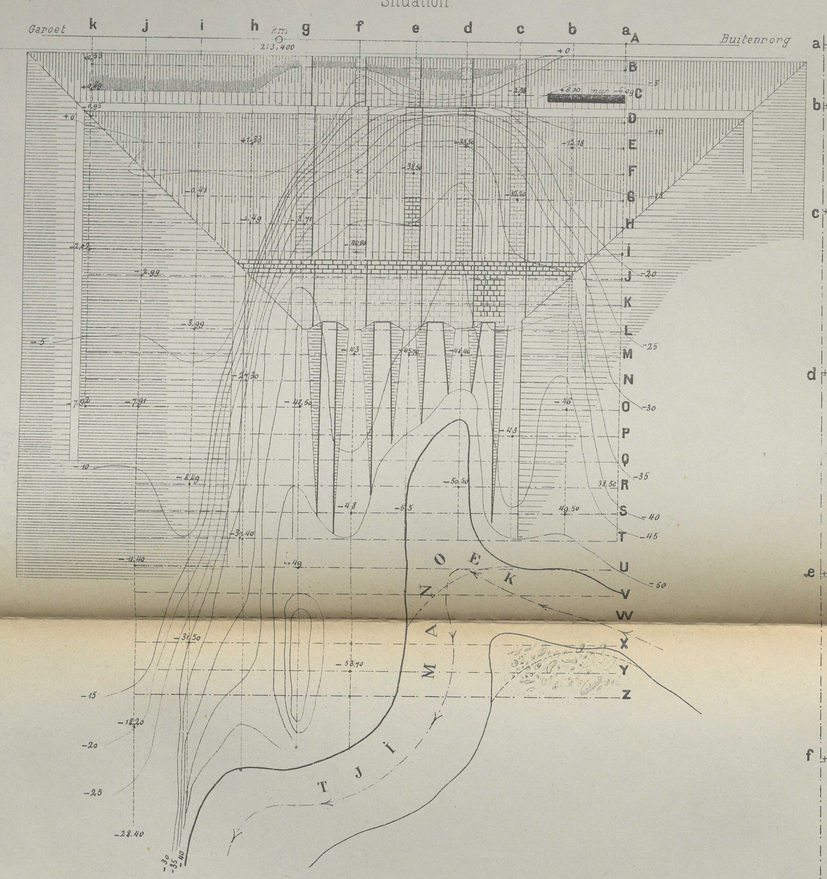

Vue avant

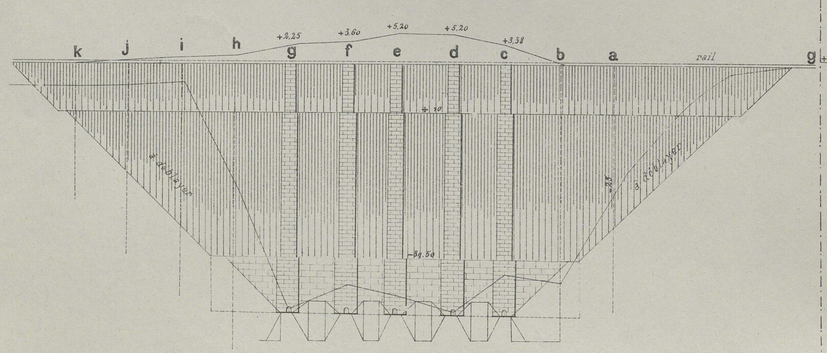

Profils transversaux



Imp. Monrocq.

Autog. E. Gillet, 30, rue Gay-Lussac. PARIS.

Université Côte d'Azur. Bibliothèques

PROFILS.

PROFILS EN TRAVERS SUR ROUTE

Echelle 1/200

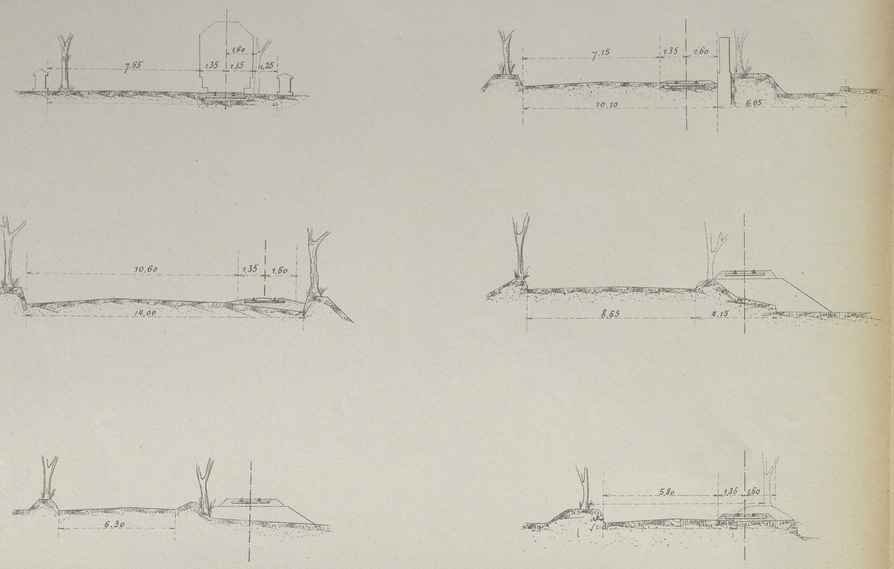

PROFIL EN TRAVERS NORMAL POUR LIGNES SECONDAIRES

En remblai *(Déviation)*

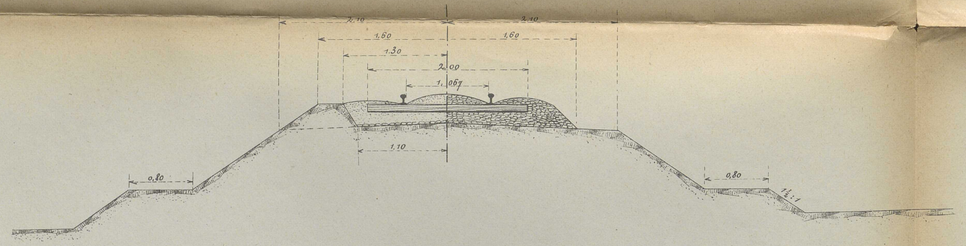

En tranchée *(Déviation)*

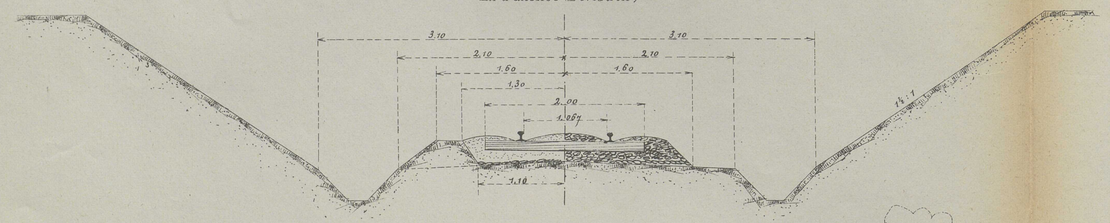

En remblai sur une grande route



Echelle 1/50

Imp. Monrocq.

PROFILS EN TRAVERS

Echelle 1/200

Ballastage normal en encaissement
$0,^{m3}715$ par mètre courant



Ballast de cailloux cassés et gravier
$0,^{m3}847$ par mètre

Ballast de sable
$0,^{m3}927$ par mètre

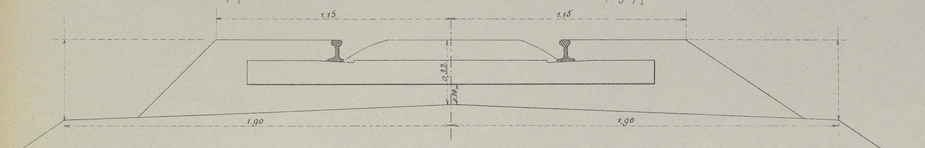

Banquettes en galets
2 banquettes $0,226^{m3}$ au mètre c.t
Remplissage $\frac{0.736^{m3}}{0.902}$

Banquettes en sable
2 banquettes $0,389^{m3}$ au mètre c.t
Ballast $\frac{0.389^{m3}}{1.185}$

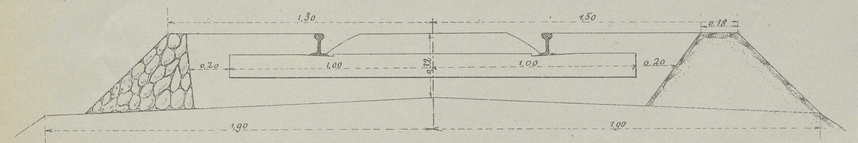

GABARIT NORMAL

Echelle 1/40

Voie de 1,435

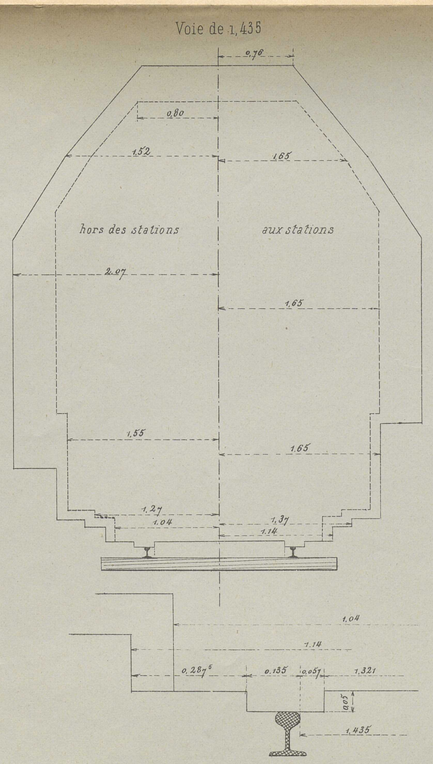

Voie de 1,067

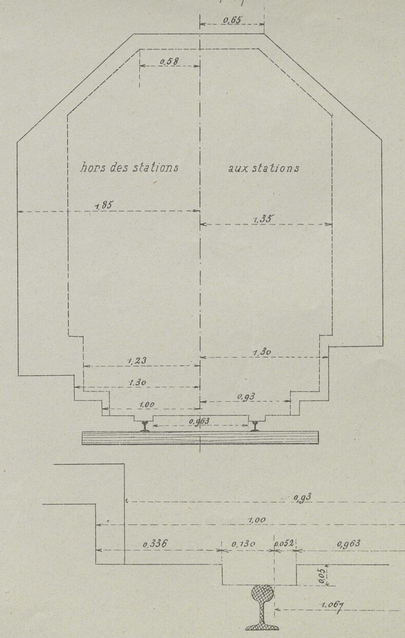

Autog. E. Gillet, 30, rue Gay-Lussac. PARIS.

Université Côte d'Azur. Bibliothèques

Situation *(Ech. 1/2000)*

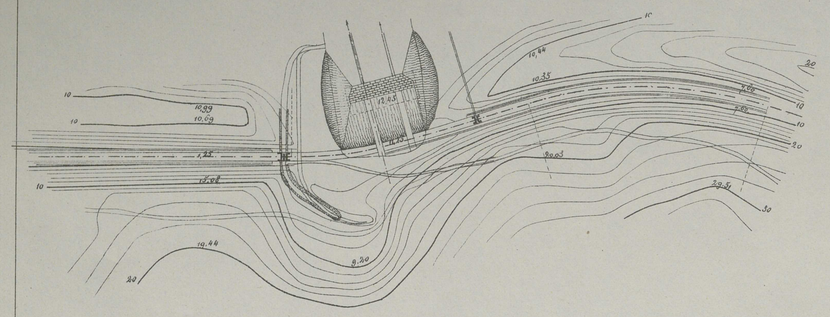

Vue suivant **A B** *(Ech. 1/200)*

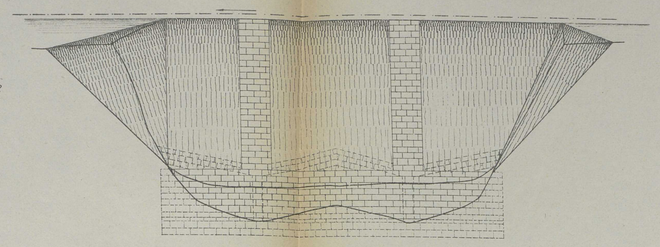

Réparation d'un éboulement

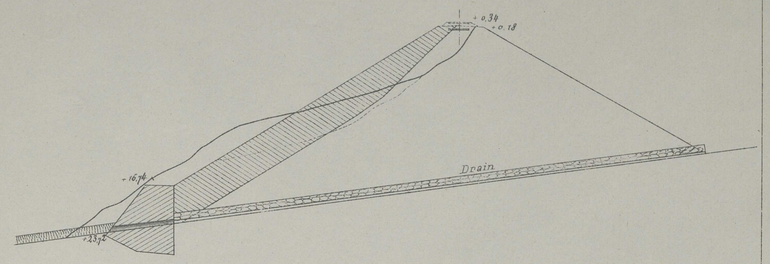

Profil en travers **C D** *(Ech. 1/1000)*

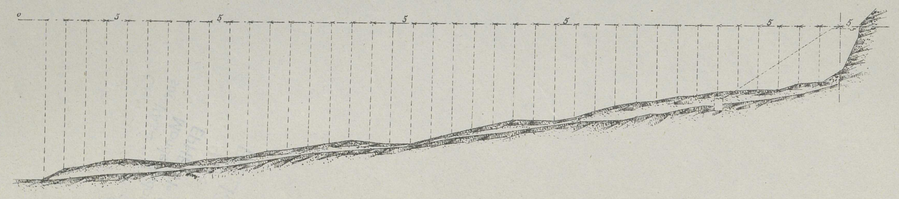

Profil en travers **C D** *(Ech. 1/400)*

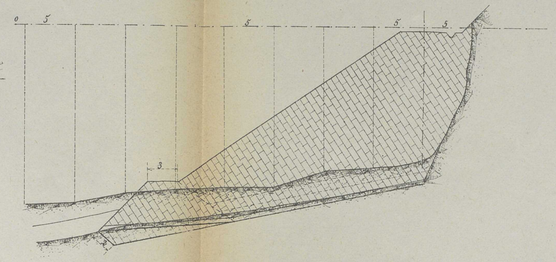

CHEMINS DE FER DE L'ÉTAT A JAVA.

RÉPARATION D'UN ÉBOULEMENT

PROFILS EN TRAVERS NORMAUX

Echelle 1/100

En remblai

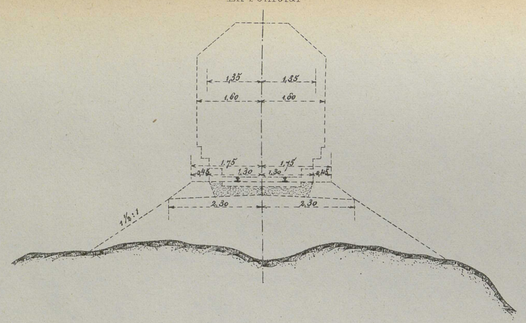

À niveau

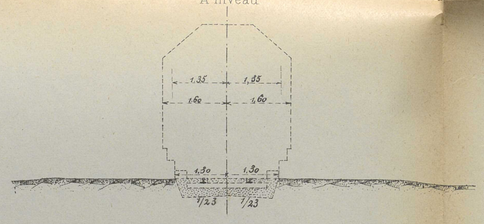

En déblai

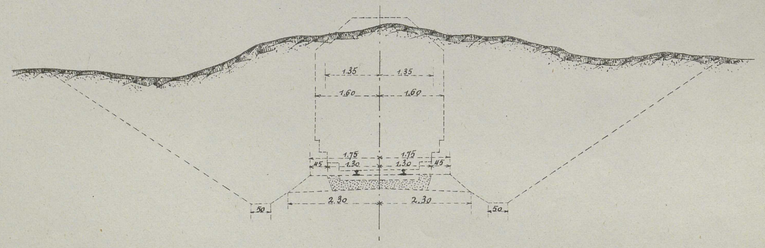

TRAMVWAY DE GOENDIH SOERABAJA

PROFILS EN TRAVERS EN TRANCHÉES

Echelle 1/40

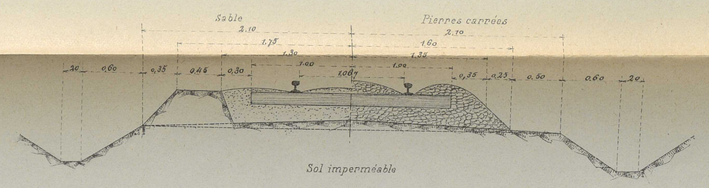

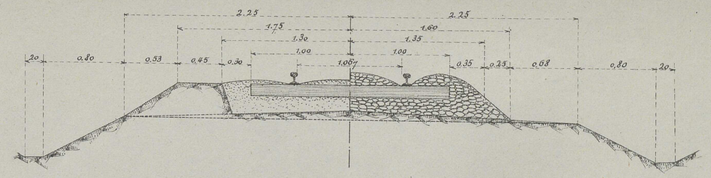

PROFILS EN TRAVERS EN REMBLAIS

Echelle 1/40

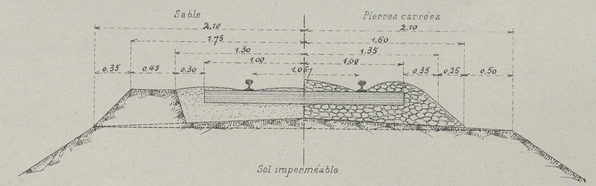

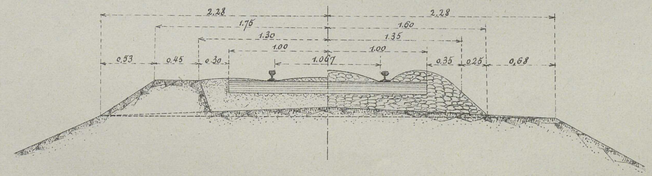

Imp. Monrocq.

Autog. E. Gillet, 30, rue Gay-Lussac. PARIS.

Université Côte d'Azur. Bibliothèques

CONSTRUCTION DES REMBLAIS

UTILISATION DE L'EAU COURANTE POUR L'ENTRAINEMENT ET LE TRANSPORT DES TERRES

Remblai du Ravin de Tji Rawa
fait par couches de 1,m 00 de hauteur
Echelle 1/50

Coupe transversale

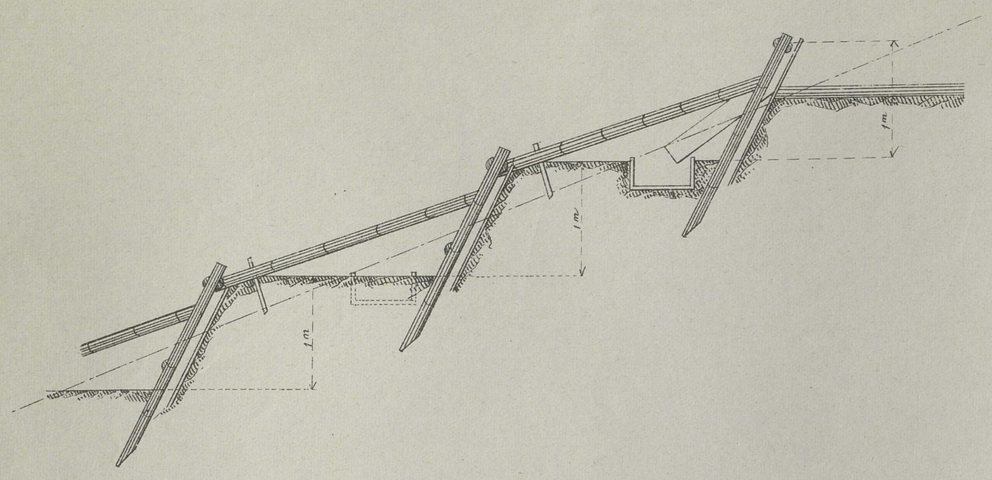

Elévation

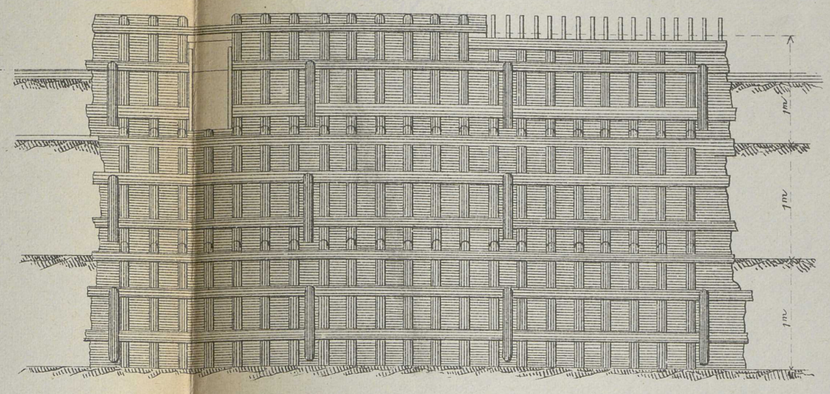

Plan

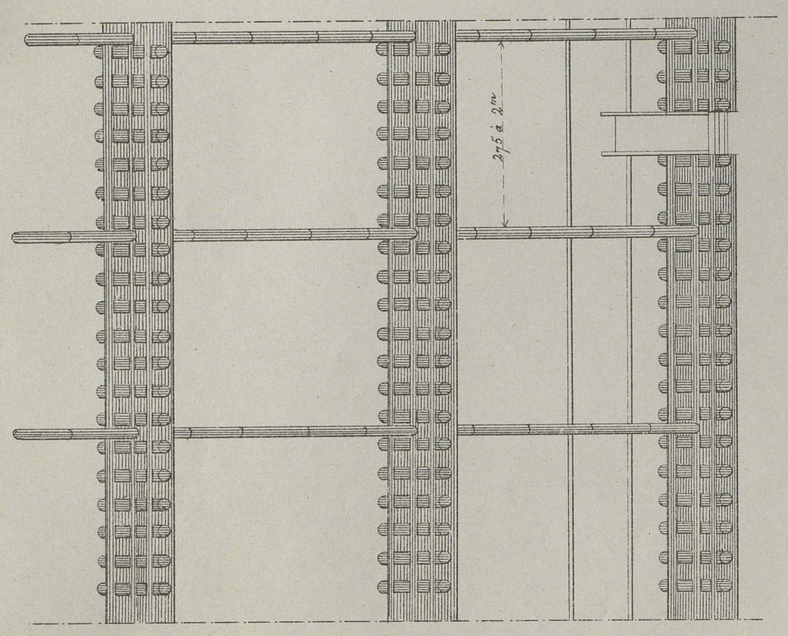

Riyole d'écoulement
en bois.

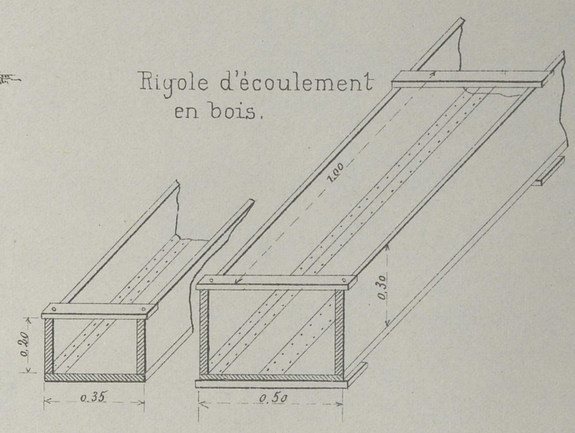

Echaffaudage supportant une rigole

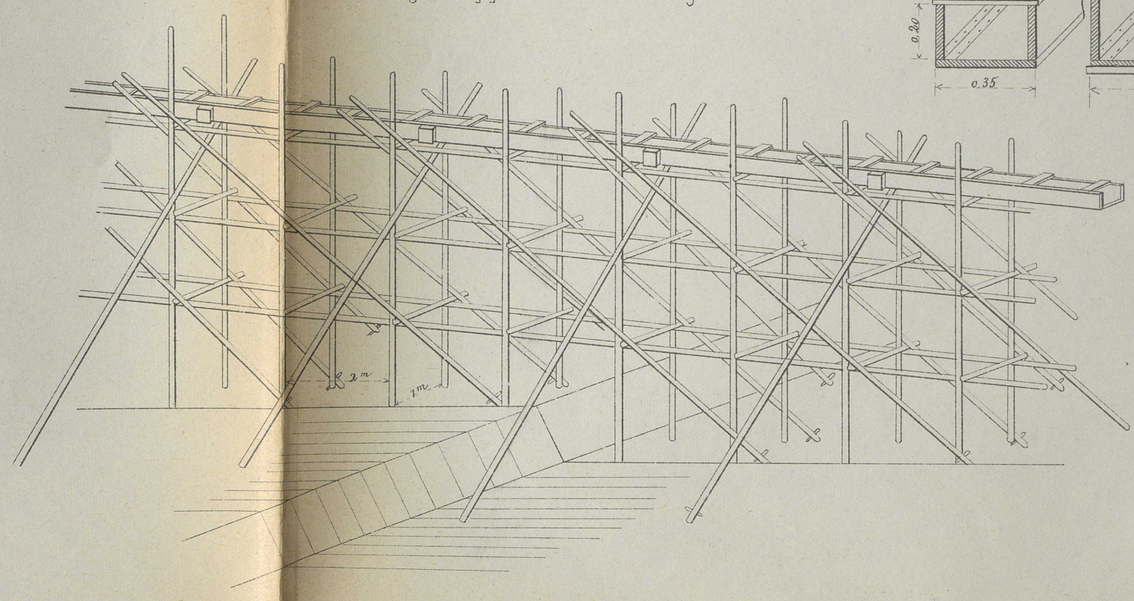

Construction de remblai
par couches de 0,50 de hauteur

Coupe transversale

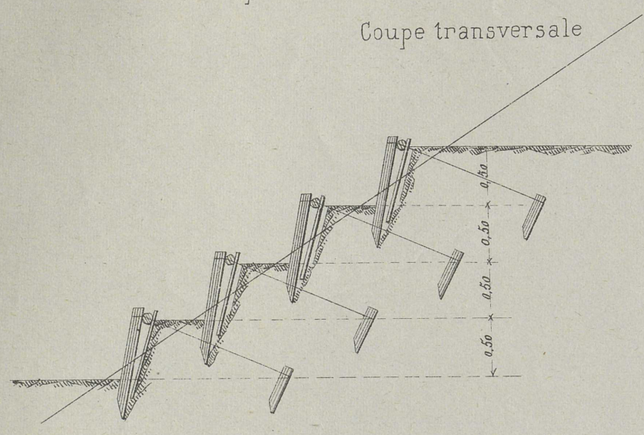

Elévation

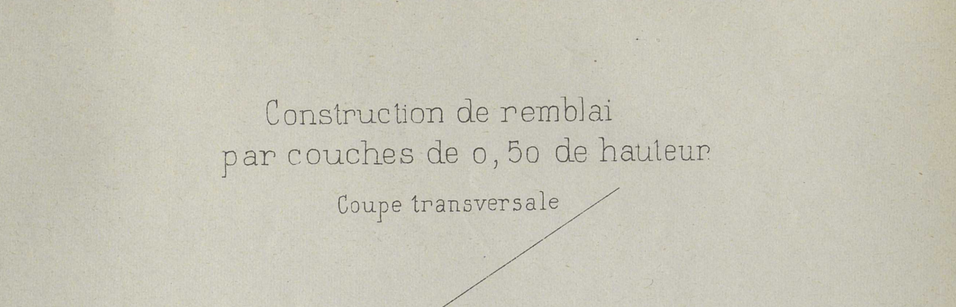

Echelle 1/50

CARTE DES CHEMINS DE FER DE L'ÉTAT A SUMATRA

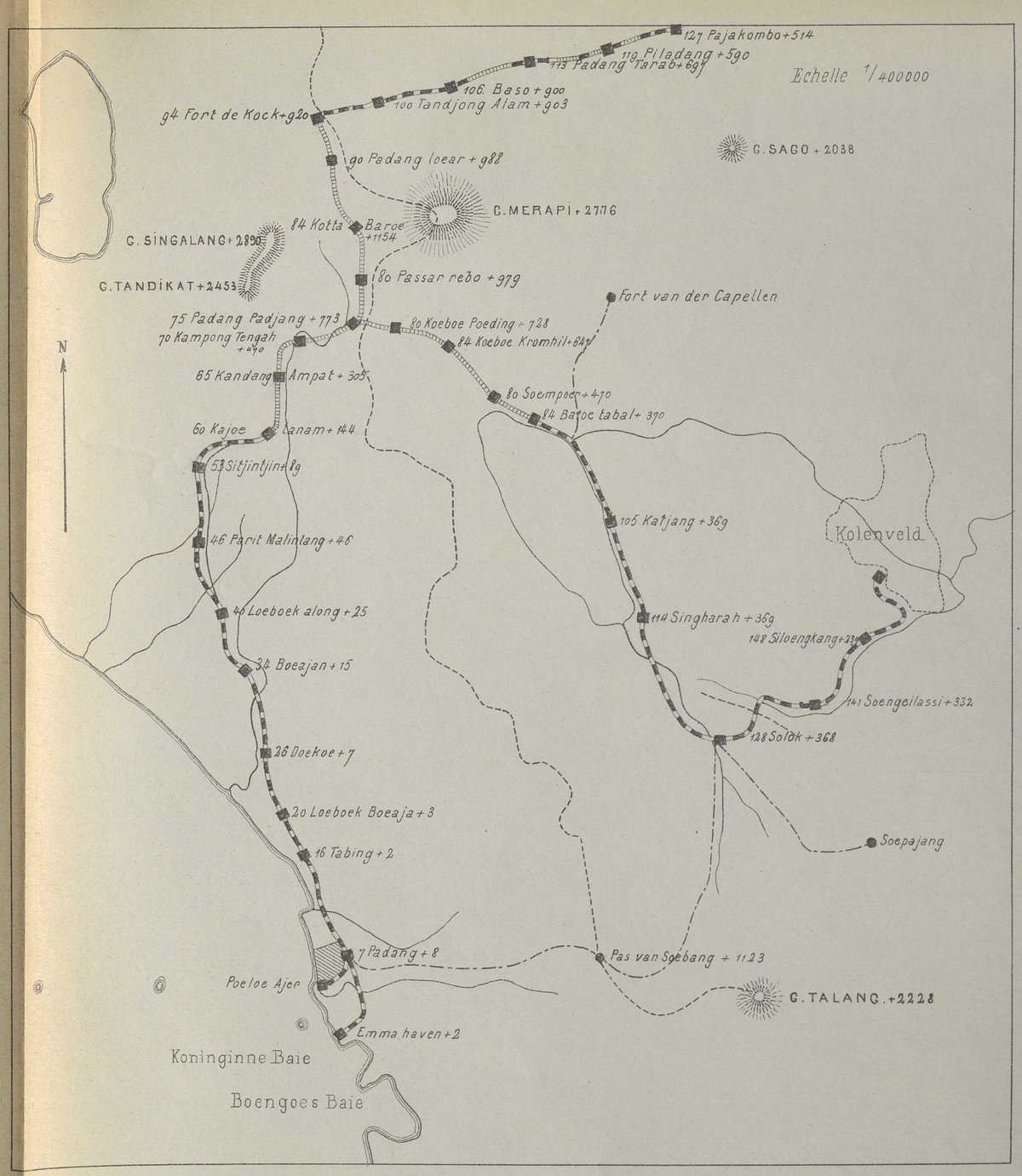

Imp. Monrocq.

Autog. E. Gillet, 30. rue Gay-Lussac. Paris.

Université Côte d'Azur. Bibliothèques

HOPITAL MILITAIRE DE 2e CLASSE DE TJI MAHI.

Fig. 1. Plan d'un Pavillon de malades. *(Ech. 0m005 p.m.)*.

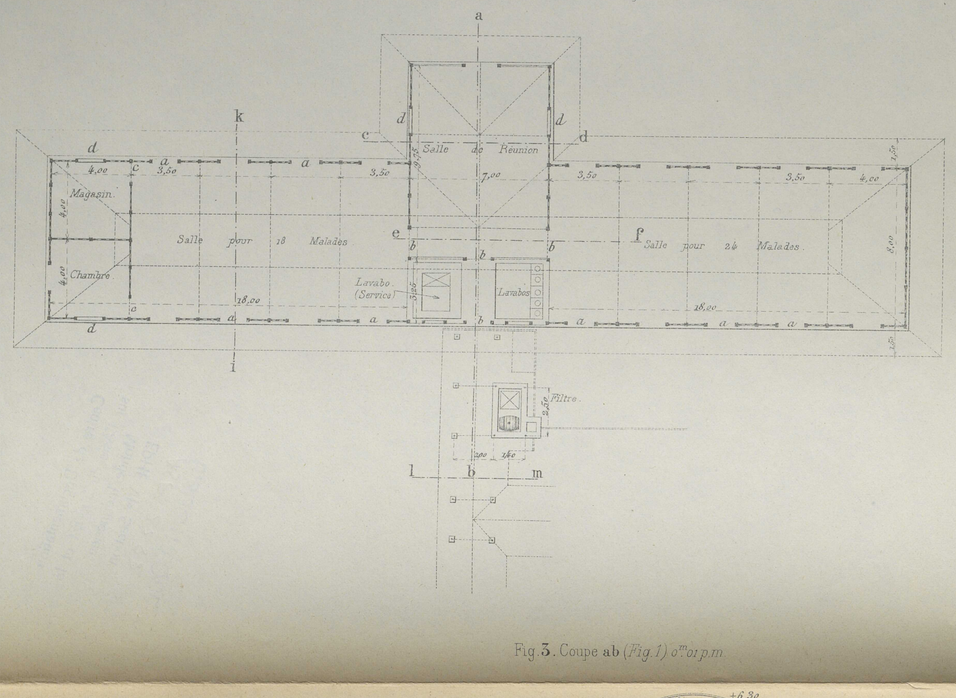

Fig. 2. Plan du Pavillon pour Blessés et Malades atteints d'affections des yeux. *(0m005 p.m.)*

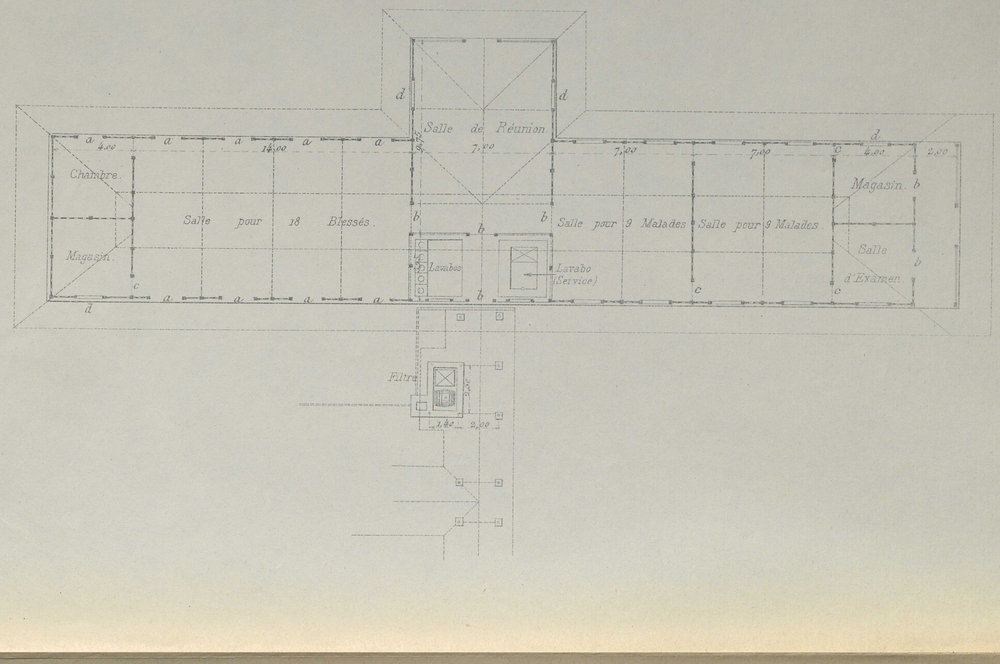

Fig. 3. Coupe **ab** *(Fig. 1)* 0^m01 p.m.

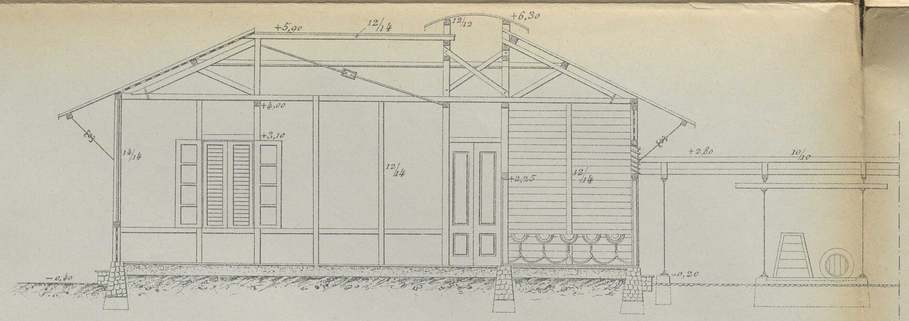

Fig. 4. Coupe **cd** *(Fig. 1)* 0^m01 p.m.

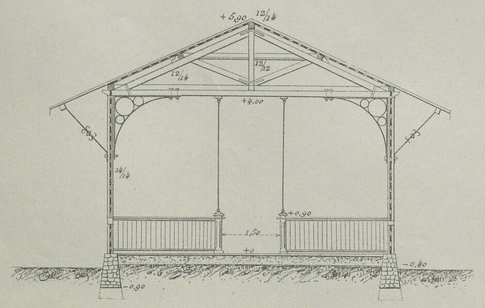

Fig. 5. Coupe **ef** *(Fig. 1)* 0^m01 p.m.

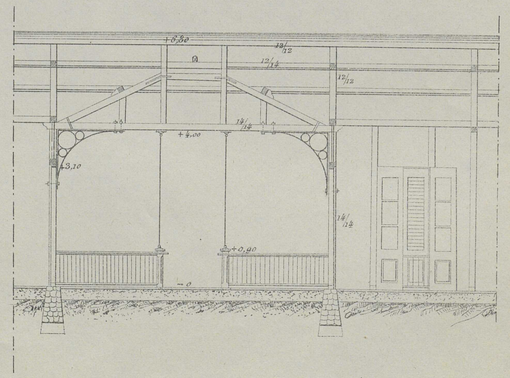

Fig. 6. Coupe **gh** *(Fig. 1)* 0^m01 p.m.

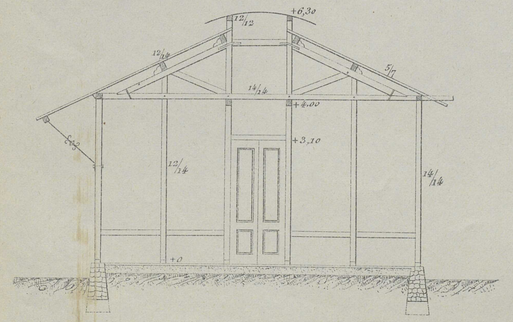

Fig. 7. Coupe **ik** *(Fig. 1)* 0^m01 p.m.

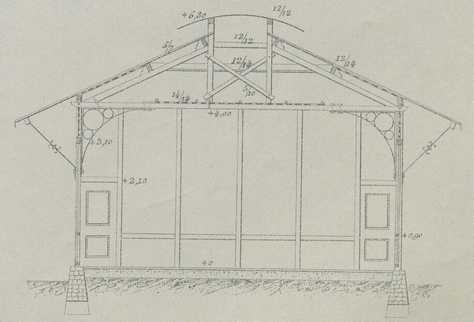

Fig. 8. Coupe **lm** *(Fig. 1)* 0^m01 p.m.

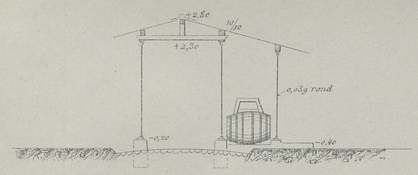

Légende.

a. Portes vitrées et persiennes.
b. d° à 2 vantaux.
c. d° à 1 panneau.
d. Fenêtres vitrées et persiennes.

Imp. Monrocq.

Autog. E. Gillet, 30, rue Gay-Lussac. Paris.

Université Côte d'Azur. Bibliothèques

CAMPEMENT POUR LE 6e BATAILLON D'INFANTERIE A TJI MAHI.

CASERNE POUR UNE COMPAGNIE EUROPÉENNE.

Fig. 1. Plan. (o^m005 p.m).



Fig. 2. Coupe **ab**. (o^m01 p.m.)

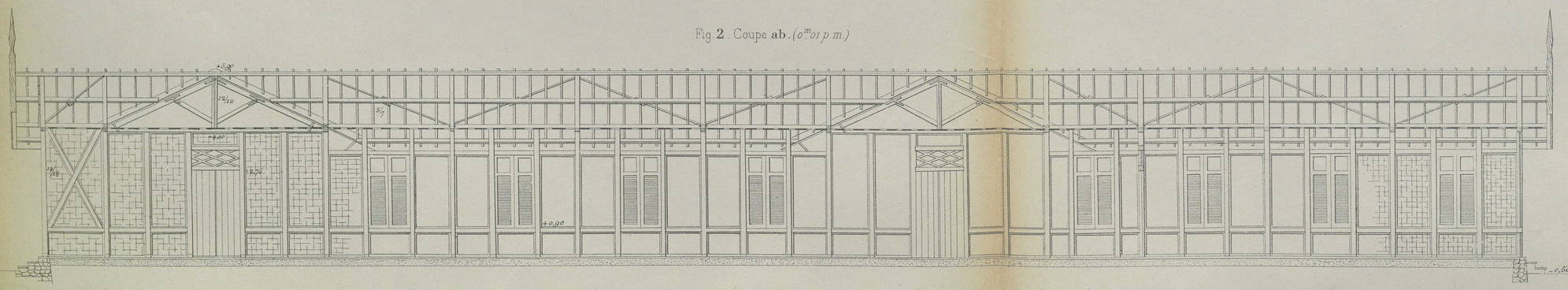

Fig. 3. Coupe **cd**. (o^m01 p.m.)

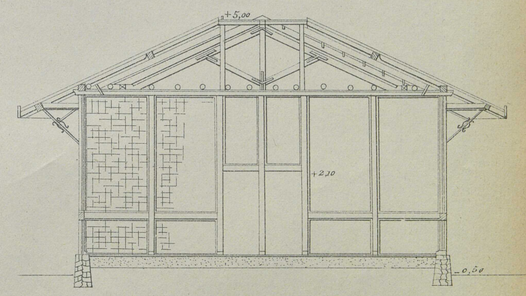

Imp. Monrocq

Imp. E. Gillet, 30, rue Gay-Lussac. Paris

Université Côte d'Azur. Bibliothèques

HÔPITAL MILITAIRE DE TJI MAHI

Plan *(Echelle 1/1000)*

Légende.

A — Batiment d'entrée
B — Magasins
C — Pharmacie
D — Accessoires
E — Réserve pour l'agrandissement des Magasins
F — Cuisine
G — Remise
H H' H'' — Pavillons des Malades de la 1ère catégorie
I — Cuisines (1ère catégorie)
K K' — Pavillons pour Malades de la 2e catégorie
L L' — Accessoires pour les Malades des 1ère et 2e catégories
M — Salle pour les Malades et les Blessés atteints d'affections des yeux
N' à N⁹ — Pavillons pour Malades des 3e et 4e catégories
O' à O⁴ — Accessoires . . . . d°. . . . . d°. . . . . .
P et P' — Chambres de dissection
Q — Pavillon pour les prisonniers
R — Accessoires pour les salles Q et S
S — Salle pour les prostituées
T et V — Salles des femmes
U — Accessoires pour les salles T et V
W — Caserne pour le personnel
X — Accessoires . . . . d°. . . . .
X' — Lavoir et Cabinets pour le personnel de l'hôpital
Y — Logements d'employés
Z — Installation pour les maladies infectieuses
A A — Salle de désinfection
B B — Four pour l'incinération des objets.

Imp. Monrocq

Autog. E. Gillet, 30 rue Gay-Lussac. Paris.

Université Côte d'Azur. Bibliothèques

ÉTABLISSEMENT MILITAIRE DE TJI MAHI

CAMPEMENT DU 6° BATAILLON D'INFANTERIE

Plan général *(Echelle 1/1000)*

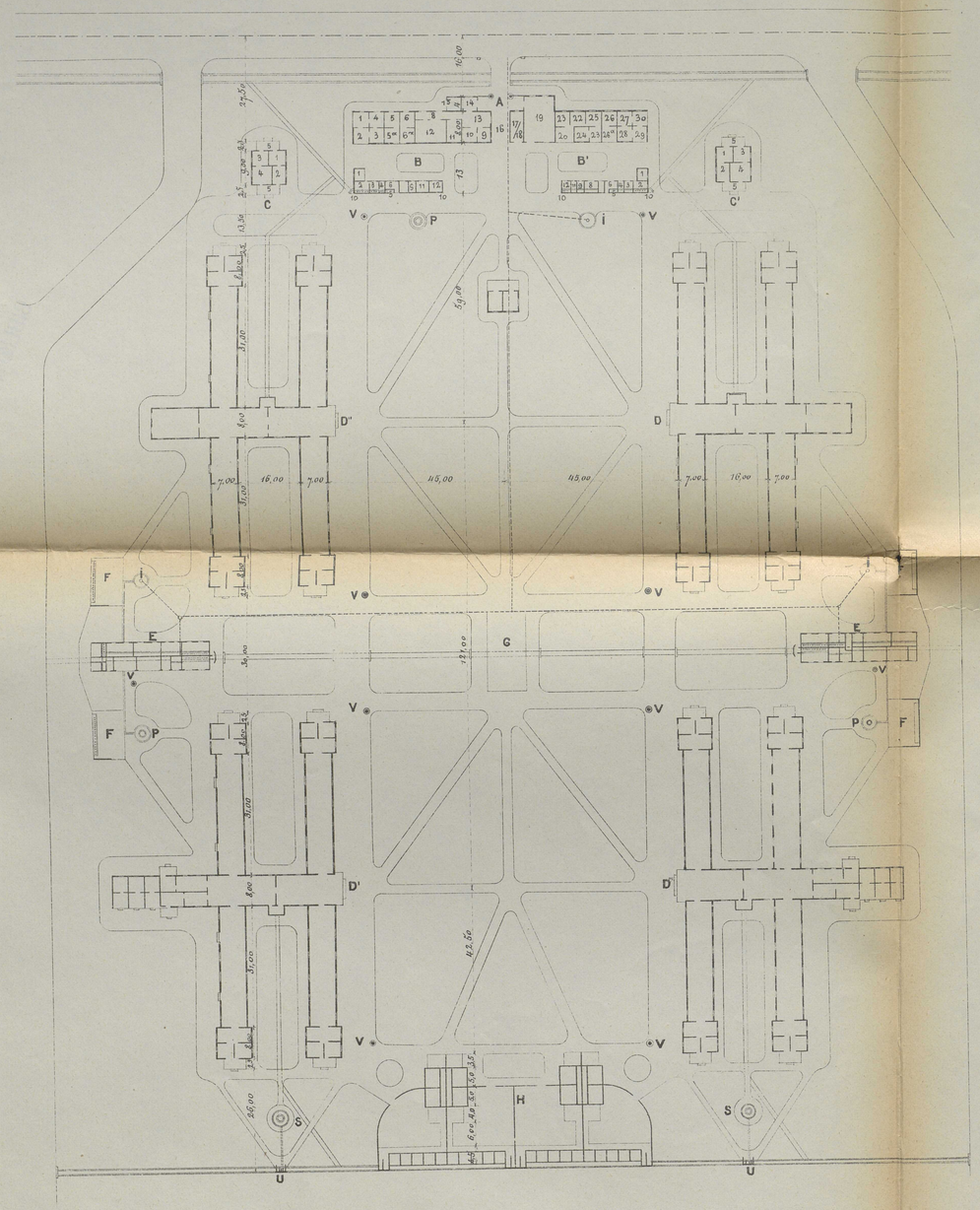

Légende.

A — Bâtiment d'Entrée

1 — 2 — 3 et 4	Logements pour un Adjudant
5 et 5a — 6 et 6a	... d° ... et Ateliers de tailleur et cordonnier
8	Couloir
9 — 10 — 11 et 12	Salles de Police
13 et 14	Corps de garde
15	Salle d'attente pour les Officiers
16	Entrée
17 et 18	Local des pompes à incendie
19 et 20	Salle d'Ecole et Galerie
21 et 22	Logements pour 2 secrétaires
23	Galerie
24 — 25 et 26 a	Logements pour un Chef Tambour et 2 Chefs Clairons
27 — 28 — 29 et 30	... d° ... pour un Adjudant

B et B' — Accessoires.

1 — 2 — 3 et 4	Accessoires d'un Logement d'Adjudant
5 — 6 — 7 et 8	Chambres de bains et Cabinets
9	Lampisterie
10	Urinoirs
11 et 12	Magasins

C et C' Chambres de Sous-Officiers.

1	Chambre de Sergent-Major
2	Bureau d'une Compagnie
3	Chambre pour un Fourrier
4	Chambre de bains
5	Galerie

D''	Caserne pour une Compagnie Européenne
D' D'''	Casernes pour des Compagnies Indigènes
D	Caserne pour une Compagnie Indigène
E	Chambres de bains et Cabinets
F	Cuisine des femmes
G	Hangar de Gymnastique
H	Logements pour Sous-Lieutenants
H'	Bureau du Maître de quartier
i P	Puits et Pompes
U	Urinoirs
V	Réverbères
-------	Conduites d'eau
S	Caniveaux et Egouts

Imp. Monrocq.

Autog. E. Gillot, 30 rue Gay-Lussac. Paris

Université Côte d'Azur. Bibliothèques

PONTS POUR ROUTE

Pont de 40m d'ouverture et 3m30 de largeur

Schéma

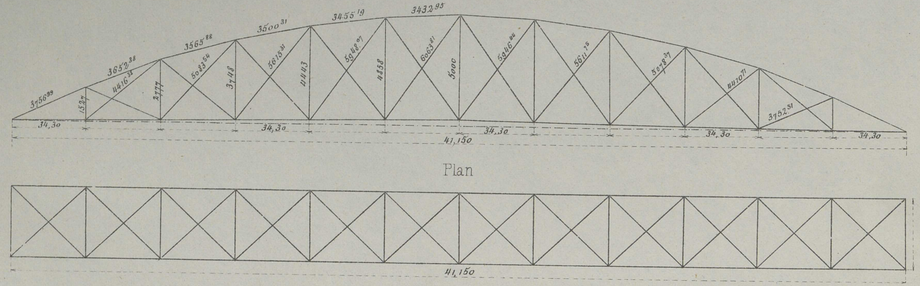

Coupe (*Echelle de 0m,0332 p. 1m,00*

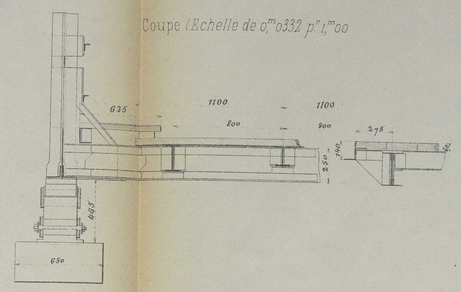

Pont de 30m d'ouverture et 5m50 de largeur

Coupe transversale

Echelle 1/50

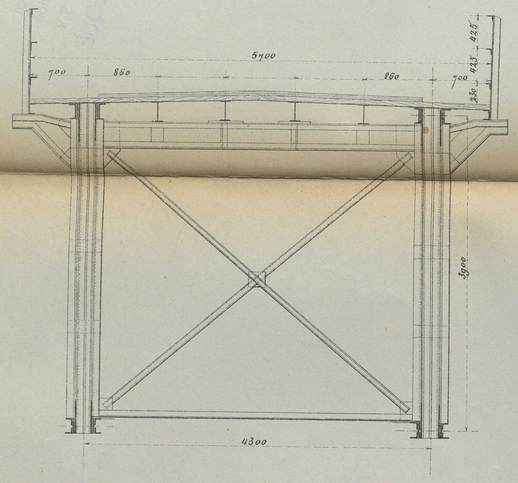

Schéma

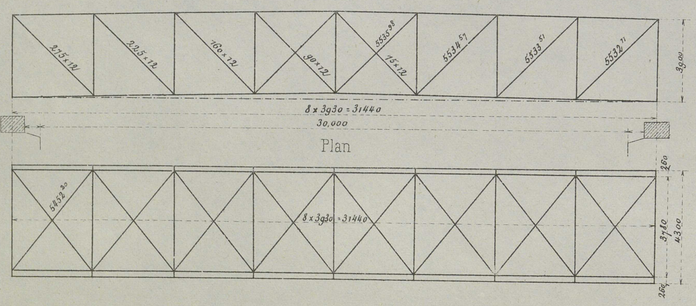

Pont de 40m d'ouverture et 3m de largeur

Coupe transversale (*Echelle de 0m,0266 p. 1m,00*

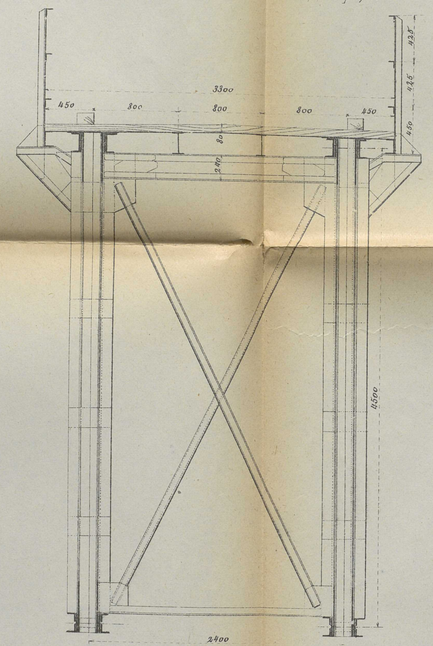

Schéma

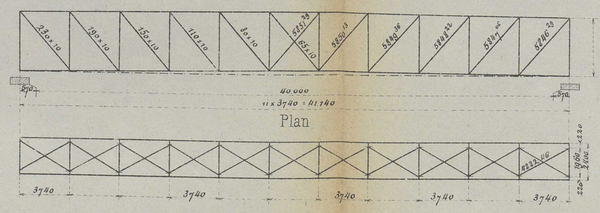

Imp. Monrocq.

CHEMINS DE FER DE L'ÉTAT A SUMATRA.

PROFIL EN LONG

Echelles { *Hauteurs 1/10000* / *Longueurs 1/1000000*

—— Voie ordinaire

═══ Voie à crémaillère

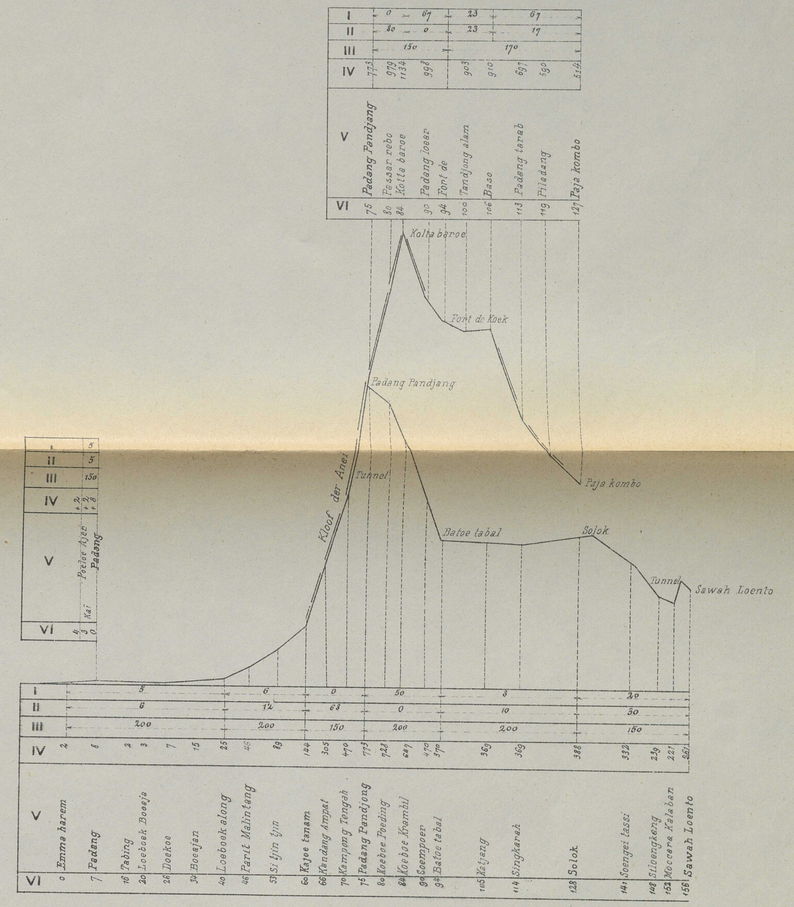

Légende.

I ____ Pente maximum dans le sens du transport du charbon

II ____ ..... D°. ..... dans l'autre direction

III ____ Rayon minimum des courbes

IV ____ Hauteurs en mètres au-dessus de Padang

V ____ Stations et Haltes

VI ____ Distances à partir de Port Emma

Autog. E. Gillot, 30, rue Gay-Lussac. PARIS.

Université Côte d'Azur. Bibliothèques

PROFILS EN LONG

LIGNE KALISAT - BANJOEWANGI

Echelle des longeurs 1/200000

Echelle des hauteurs 1/2000

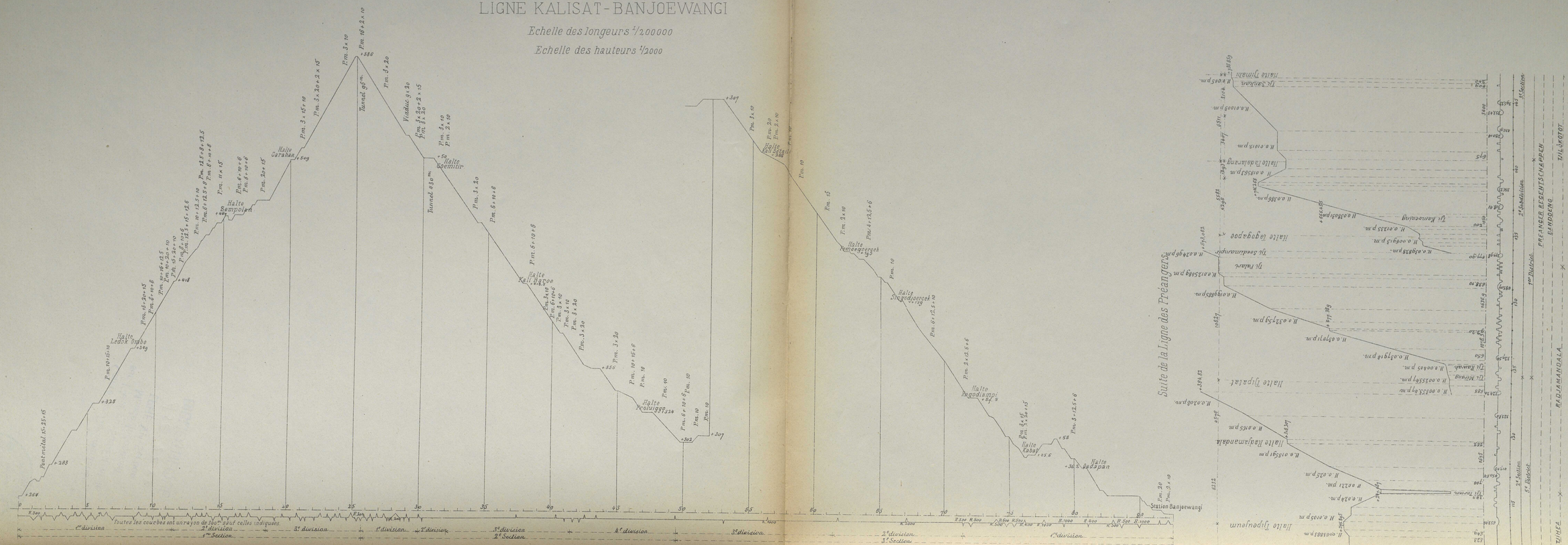
Halte Leadk Ombo
Halte Sempoleh
Halte Garahan
Halte Goemitir
Halte Kali Baroe
Halte Kalisat
Halte Tamanagreh
Halte Sindangloreh
Halte Kabat
Halte Sidapan
Station Banjoewangi
Tunnel 98 m.
Tunnel 43 m.
Viaduc 3 x 20
Pont métal 15+25+15
Suite de la Ligne des Preangers
Halte Tjimahi
Halte Tjipadat
Halte Tagamandala
Halte Tjipoejoem
Halte Tjipanas
Halte Tjiroean
Halte Tjikoeja
Halte Tjikoeda
Halte Tjikoeroeng
Halte Tjiroeas
Halte Tjiroeak
Halte Tjiroeoet
Halte Tjiroeoet
Halte Tjiroeoet

Profil et Vue **abcdef.**

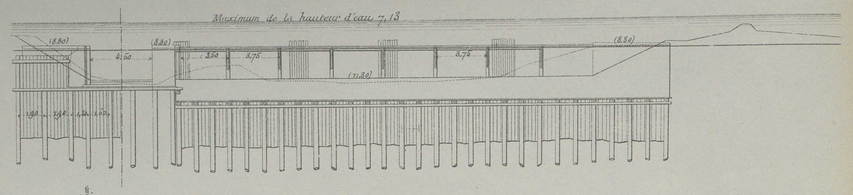

Plan des fondations.

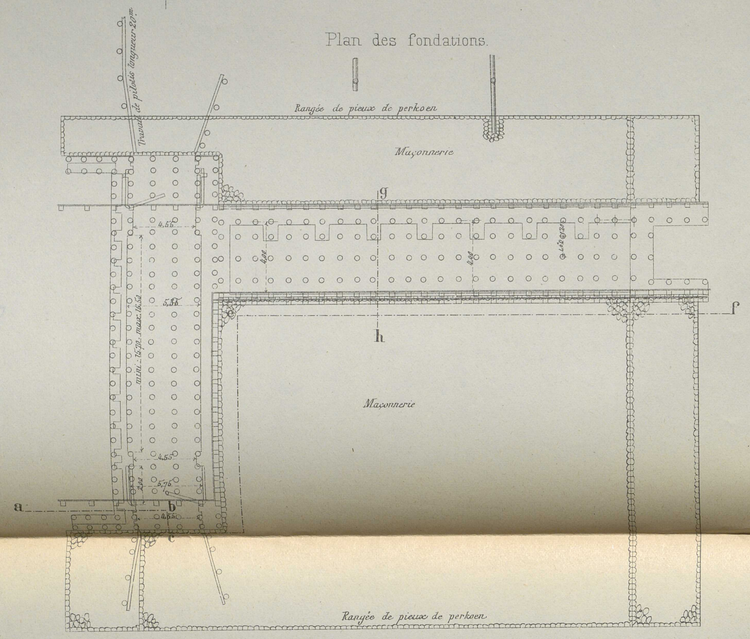

Coupe **g h.**

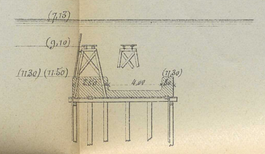

BARRAGE MOBILE DE LA RIVIÈRE DE SERANG AU DESSOUS DE L'EMBOUCHURE DE LA KALI ANJER

Echelle 1/500.

Situation.

Echelle 1/2500

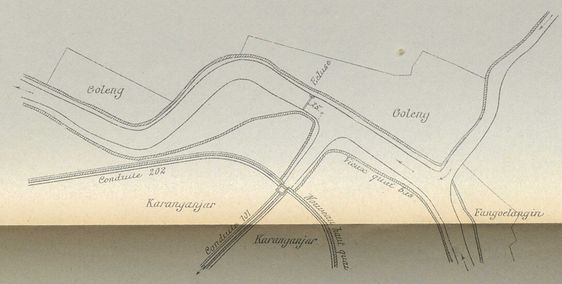

CARTE DE JAVA ET MADOERA

MONTRANT L'ÉTAT DES TRAVAUX ENTREPRIS.

ET EXÉCUTÉS POUR L'IRRIGATION BEVLOEIINGEN

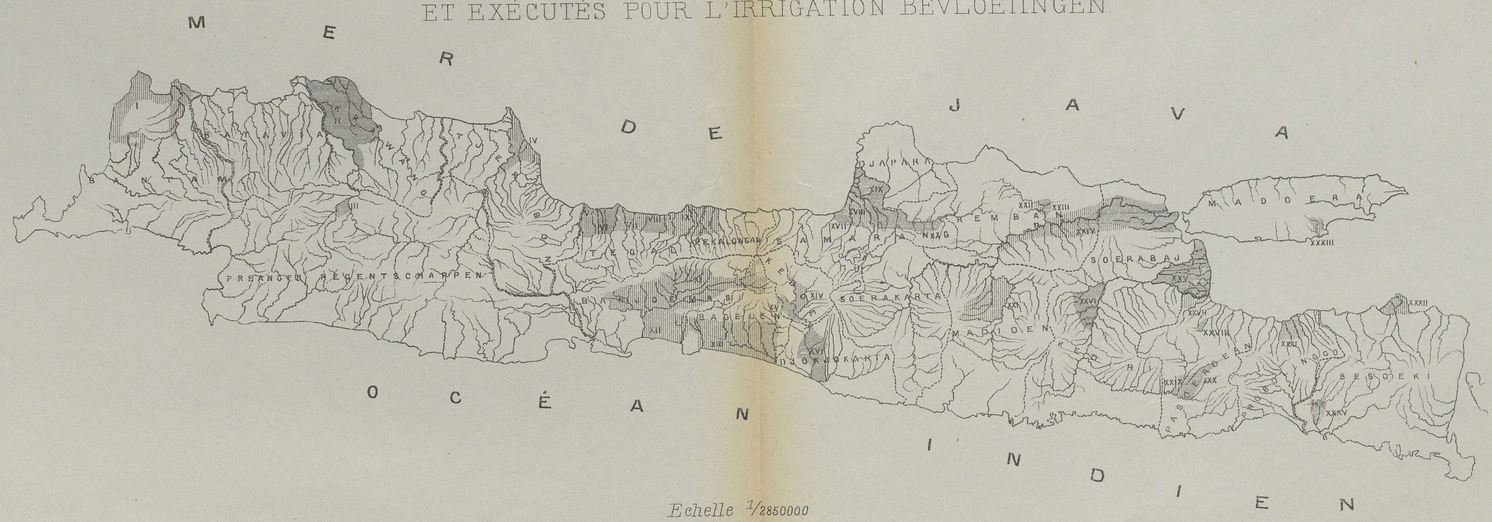

Echelle 1/2850000

Imp. Monrocq.

Autog. E. Gillet, 30, rue Gay-Lussac. Paris.

Université Côte d'Azur. Bibliothèques

PLAN PRINCIPAL DE SITUATION
DES RIVIÈRES, DES BASSINS ET DES RÉGIONS ARROSÉES

Echelle 1/200000.

PLAN D'APERÇU
PROJET TJOMAL TJATJABAN

Echelle 1/250 000.

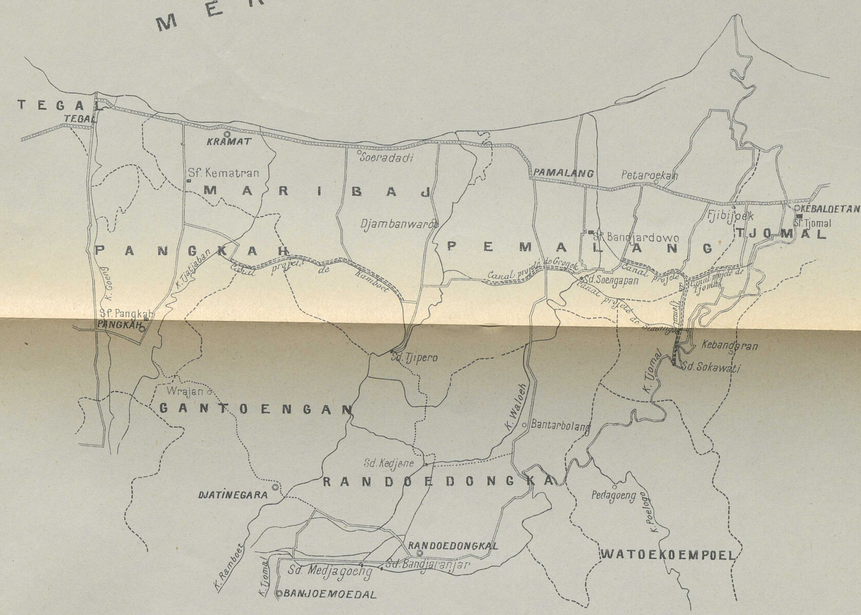

Légende du Plan principal de Situation.

- Bassin d'une rivière.
- Régions arrosées de la même rivière.
- Régions pas encore prises en étude.
- Bassin des ruisseaux croisant le canal principal
- Frontière de la Résidence.
- Bornes des régions arrosées et canal principal.
- Borne du bassin d'une rivière et de ses affluences.
- 75 Bassin d'une rivière en amont du prise d'eau. Surface en K.M².
- 18 — Bassin des affluences — Surface en K.M².
- ⊖ — Lieu des jaugeages.
- ⊢ — Station de l'ombro-metre.
- ⊖ — Margeurs
- ◎ — Wedono — Chef javanais d'une subdivision de la Résidence.
- ○ — Assistent Wedono.
- KP Dépôt de café.
- Chemin du tramway.

Imp. Monrocq.

Autog. E. Gillet, 30, R. Gay-Lussac. Paris.

Université Côte d'Azur. Bibliothèques

PL. 36.

IRRIGATION PEMALI

ECLUSES ET BARRAGE A NOTOK

TRAVAUX D'IRRIGATIONS.—RÉSIDENCE TÉGAL

Coupe **a b**

Coupe **c d** (1/200)

Coupe **e f** (1/200)

Coupes (1/400)

Coupe **g h** (1/400)

Coupe **i k** (1/400)

Coupe **l m** (1/400)

Plan (1/400)

Echelle (1/200)

Imp. Monrocq.

ESQUISSE DU PLAN
ET DES PROJETS EN EXECUTION

Echelle 1/100000

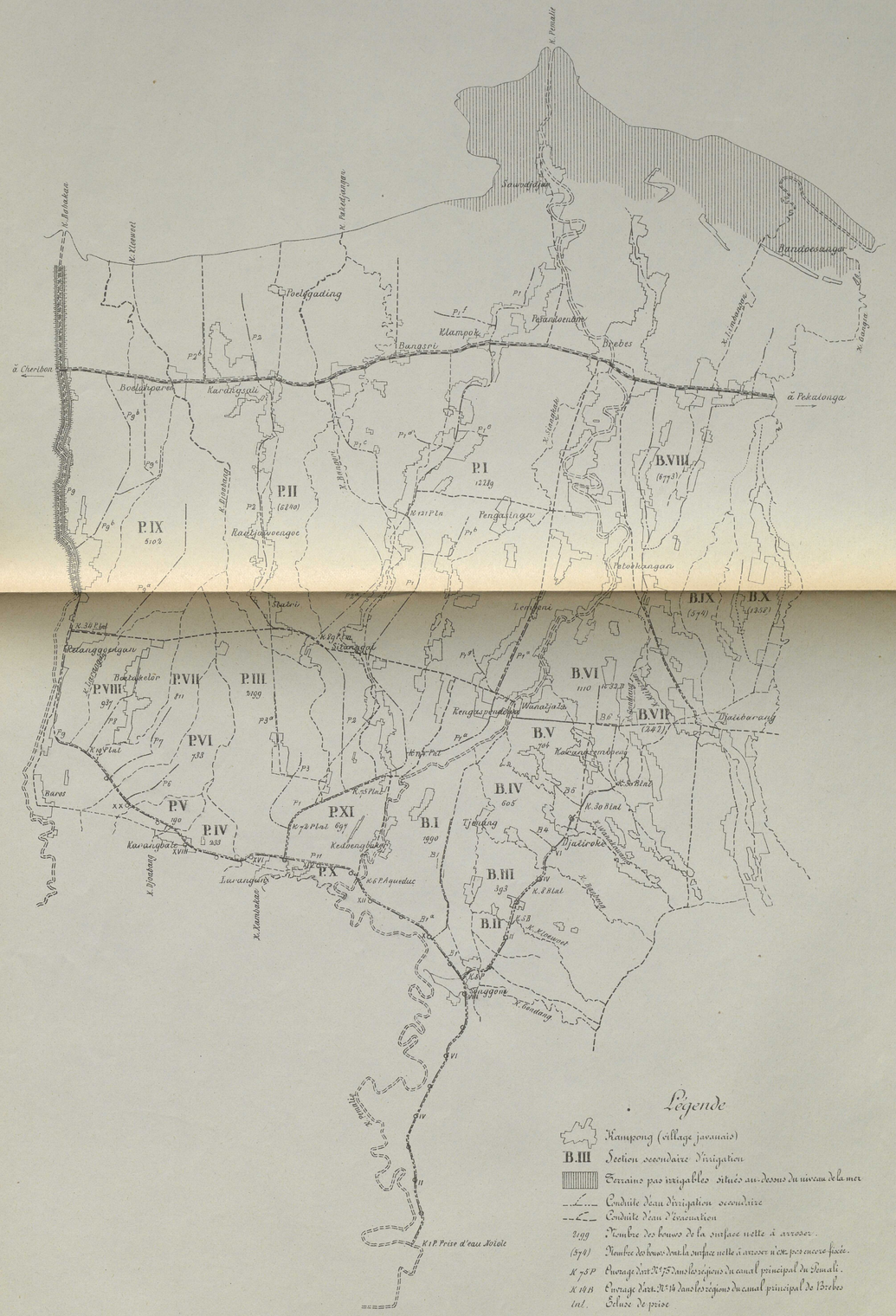

Légende

- Kampong (village javanais)
- B.III Section secondaire d'irrigation
- Terrains pas irrigables situés au-dessous du niveau de la mer
- Conduite d'eau d'irrigation secondaire
- Conduite d'eau d'évacuation
- 2169 Nombre des bouws de la surface nette à arroser.
- (578) Nombre des bouws dont la surface nette à arroser n'est pas encore fixée.
- K 78 P Ouvrage dit N°78 dans les régions du canal principal du Pemali.
- K 18 B Ouvrage dit N°18 dans les régions du canal principal de Brebes
- Inl. Ecluse de prise

Autog. E. Gillet, 30, rue Gay-Lussac, Paris.

Imp. Monrocq.

Université Côte d'Azur. Bibliothèques

IRRIGATION PEMALI

PROFILS EN LONG

Echelle des longueurs 1/60000
Echelle des hauteurs 1/600

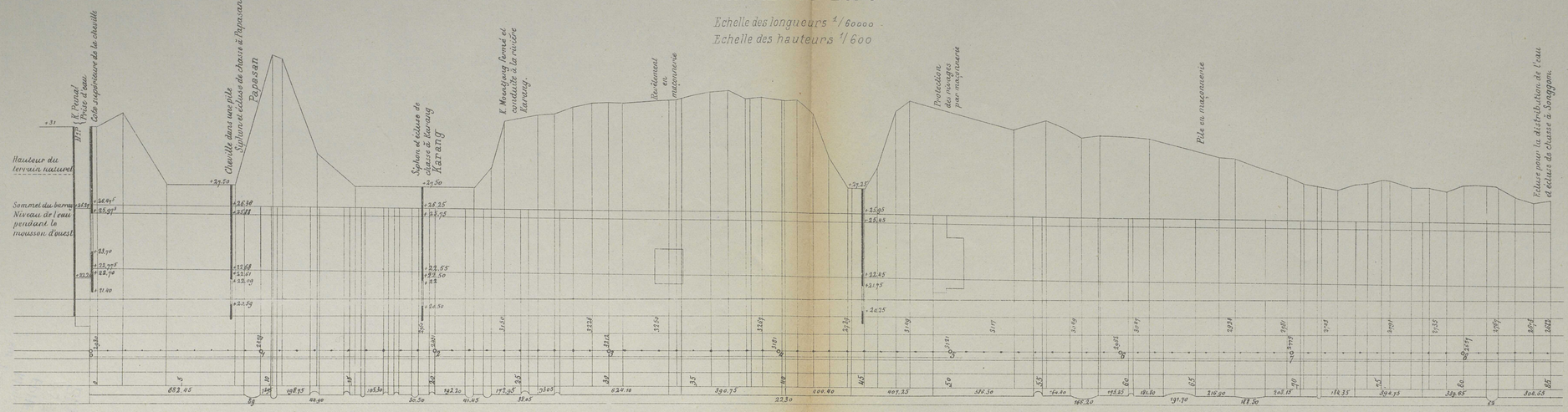

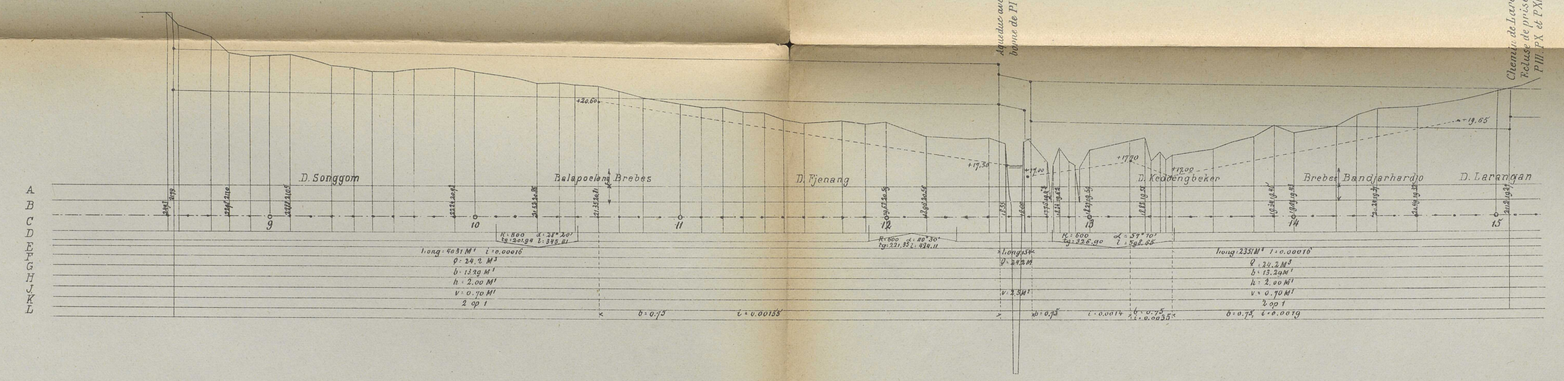

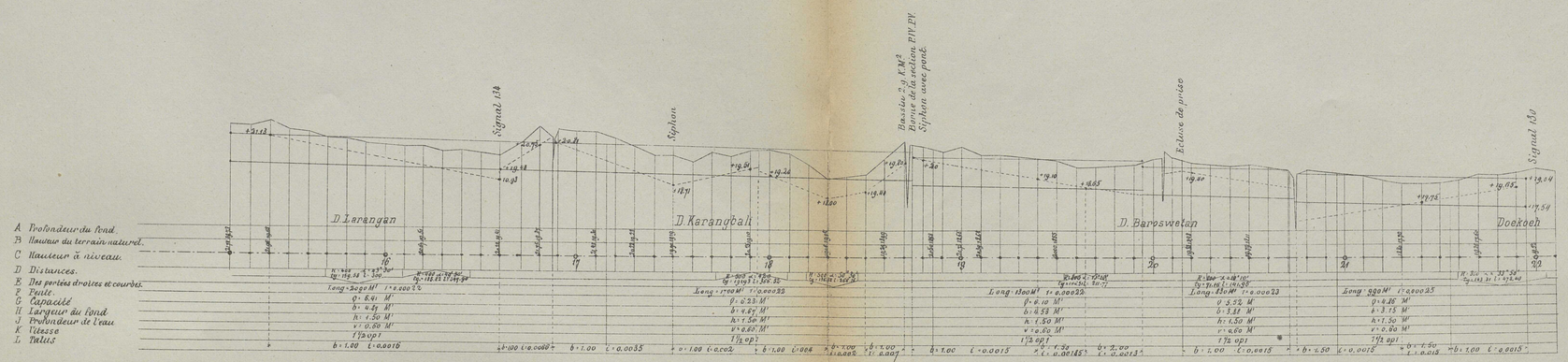

Imp. Monrocq.

Autog. E. Gillot, 30 rue Guy-Lussac. Paris.

Université Côte d'Azur. Bibliothèques

IRRIGATION PEMALI

ÉCLUSE A SONGGOM K.5.P

Echelle 1/400

Coupe **a b**

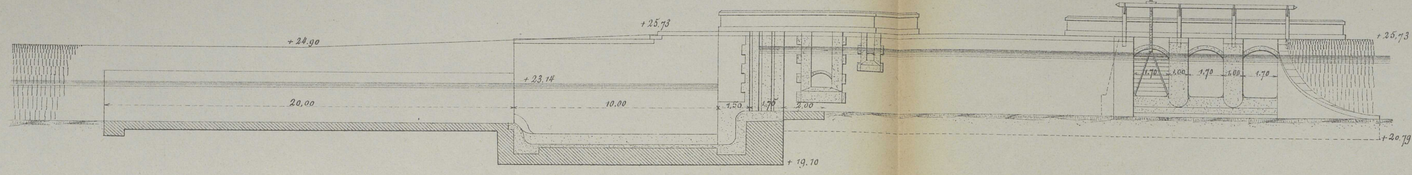

Coupe **b a**

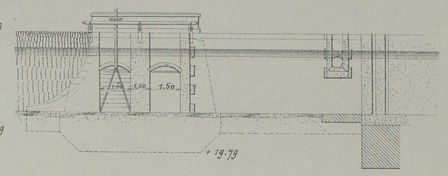

Plan

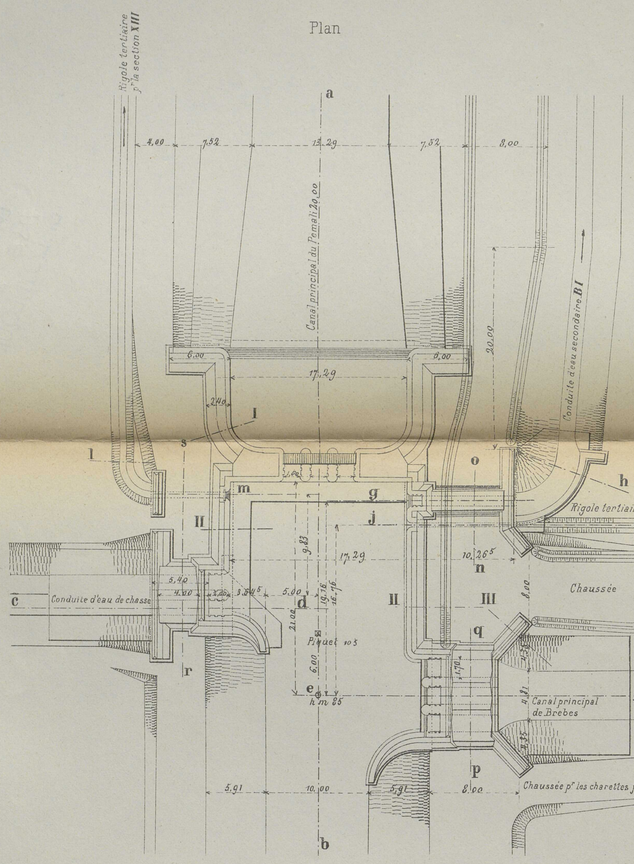

Coupe **n o**

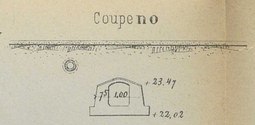

Coupe **j k**

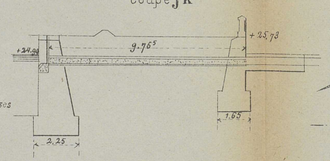

Coupe **c d e f**

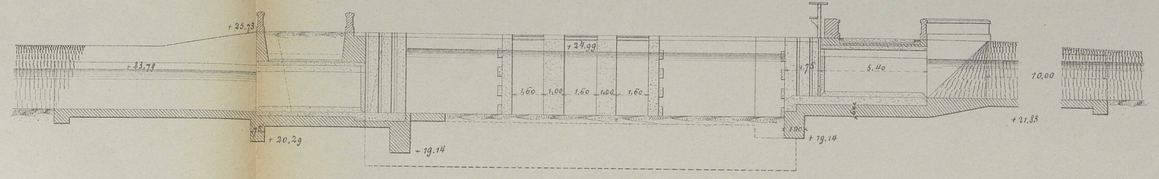

Coupe **l m**

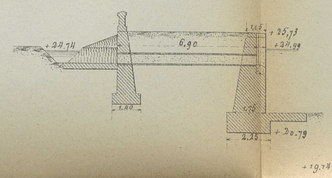

Coupe **I**

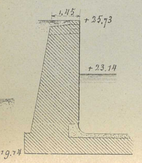

Coupe **II**

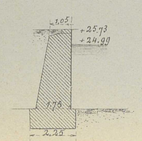

Coupe **III**

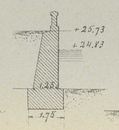

Coupe **g h**

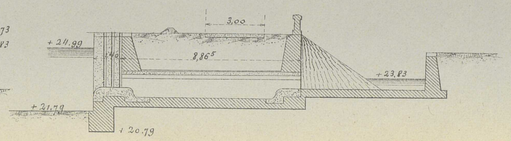

Coupe **r s**

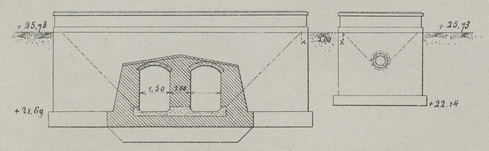

Coupe **p q**

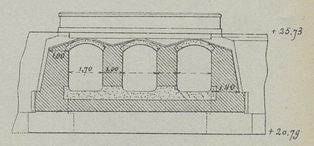

PROFILS

Echelle 1/600

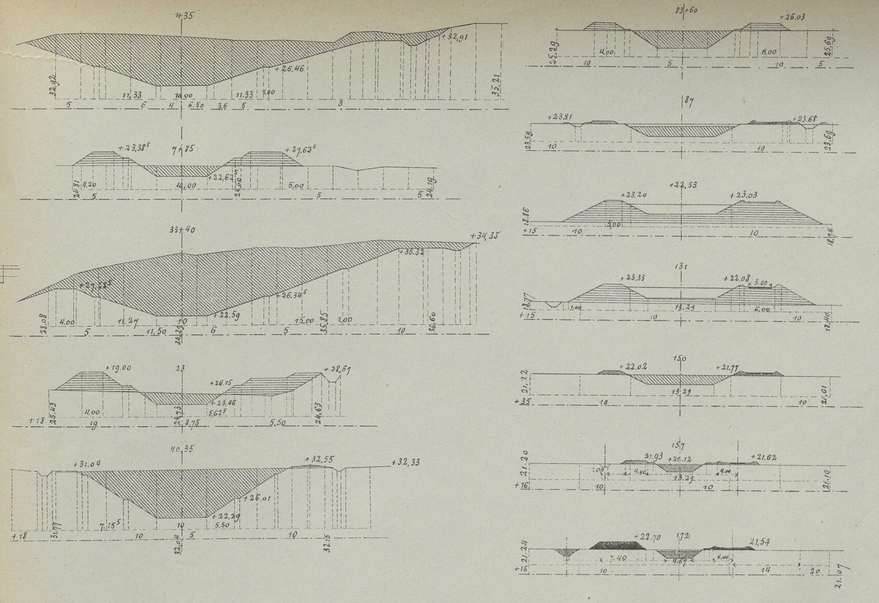

Imp. Monrocq.

Autog. E. Gillet, 30. rue Gay-Lussac. Paris.

Université Côte d'Azur. Bibliothèques

IRRIGATION PEMALI.

CANAL PRINCIPAL DE BREBES.

Plan. (1/400).

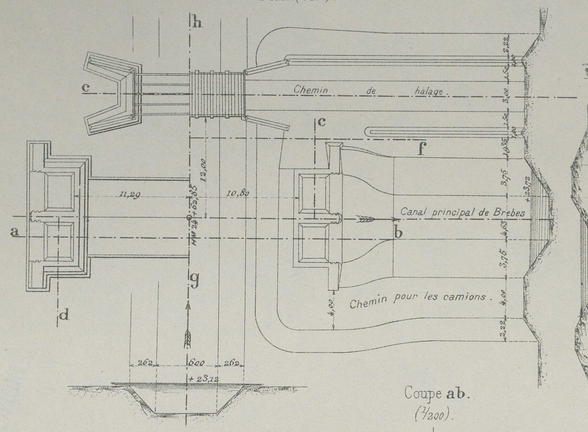

Coupe **ab**. (1/200).

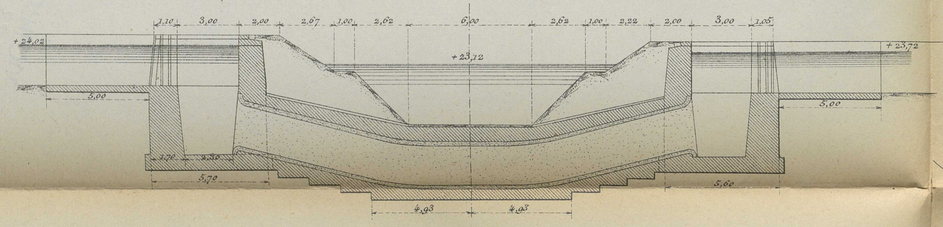

SIPHON K.5B.

Coupe **ef**. (1/200).

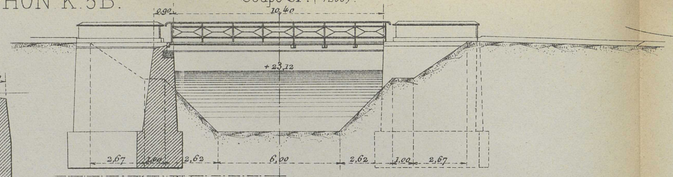

Coupe **cd**. (1/200).

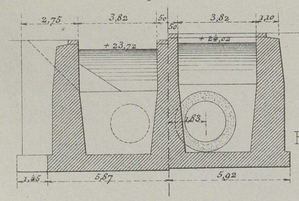

Plan oblique. (1/200).

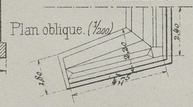

Coupe **gh**. (1/200).

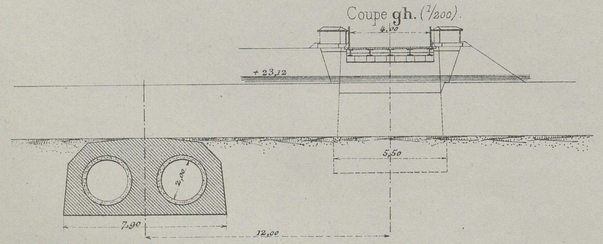

CANAL PRINCIPAL DU PEMALI.

Elévation et coupe longitud^le.

Ech. 1/800.

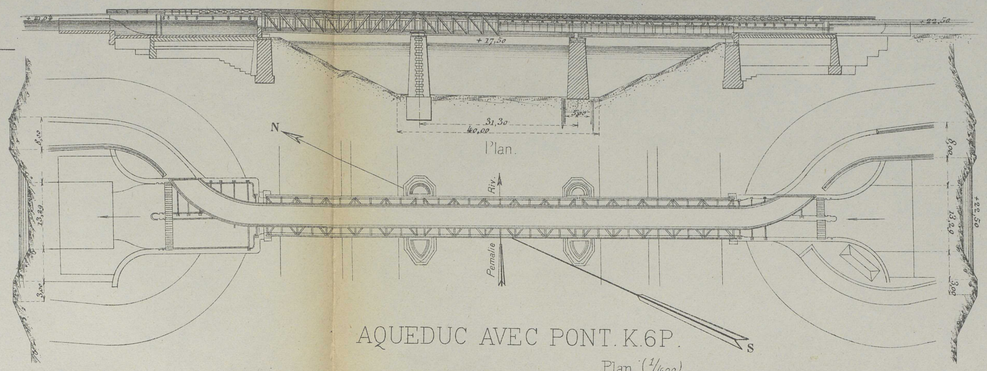

Vue du pilier droit. (1/400).

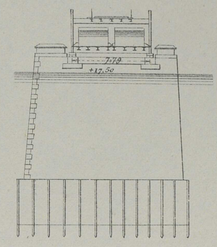

AQUEDUC AVEC PONT. K.6P.

Plan. (1/400).

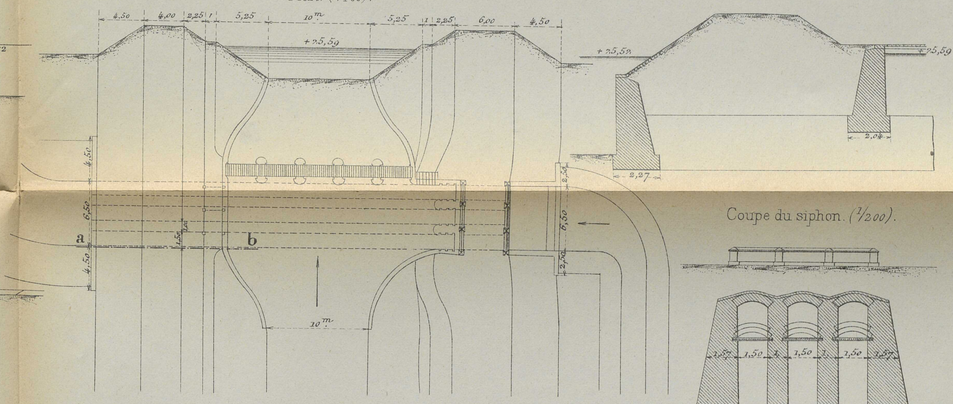

Coupe **ab**. (1/200).

Coupe du siphon. (1/200).

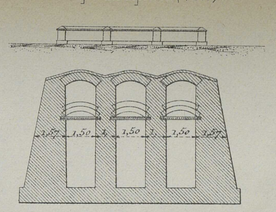

SIPHON ET ÉCLUSE DE CHASSE K.2P.

Coupe longitud^le avec vue du cloisonnement. (1/400).

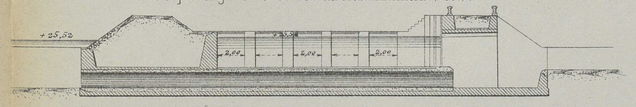

Coupe longitud^le du siphon. (1/200).

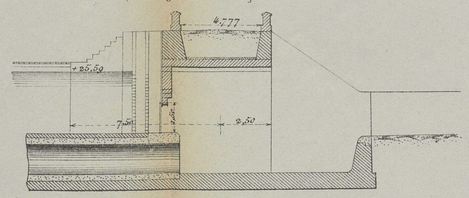

Coupe médiane du siphon. (1/200).

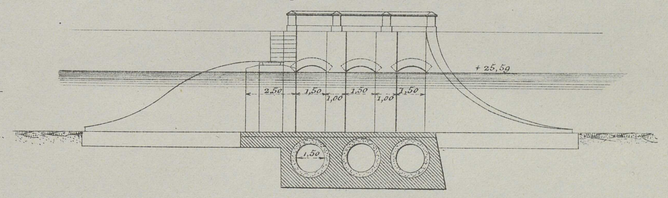

Imp. Monrocq.

Autog. E. Gillot, 30, rue Gay-Lussac. PARIS.

Université Côte d'Azur. Bibliothèques

IRRIGATION PEMALI.

IRRIGATION SECONDAIRE.

CONDUITE D'EAU P.3.

Situation P.3.
Ech. 1/10000.

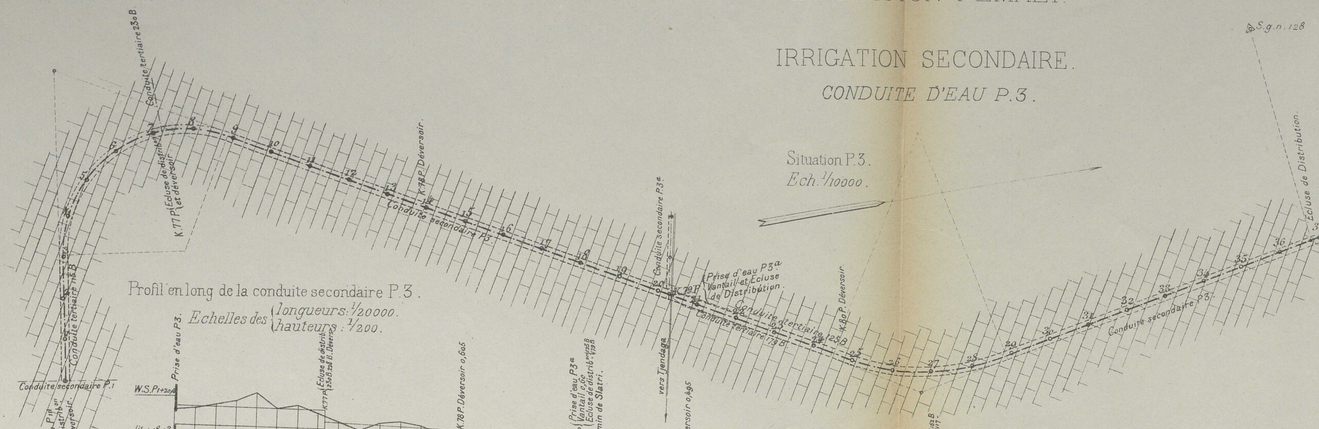

Profil en long de la conduite secondaire P.3.
Echelles des { *longueurs: 1/20000.* / *hauteurs: 1/200.*

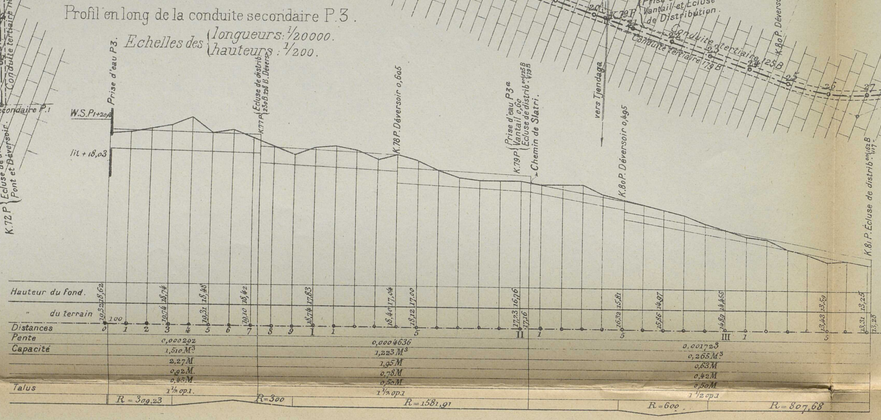

K77P. Déversoir avec écluse de distribution.

Echelle 1/200.

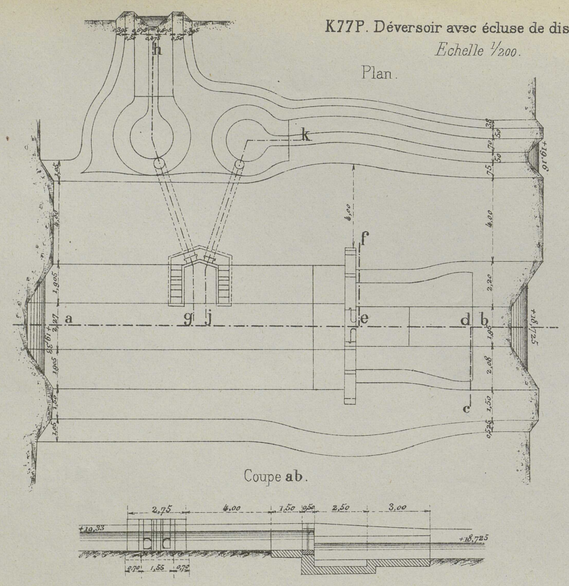

Coupe **ab**.

Coupe **cdef**.

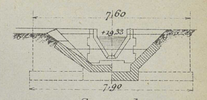

Coupe **gh**.

Coupe **jk**.



K.78 P. Déversoir.

Echelle 1/200.

Coupe **ab**.

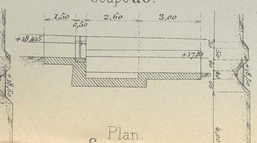

Plan.

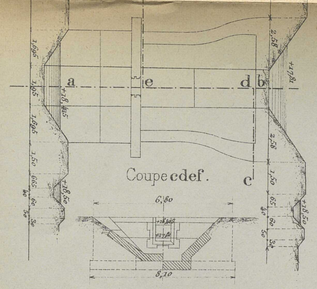

Coulisse avec vindas pour les écluses de distribution.

Echelle 1/10.

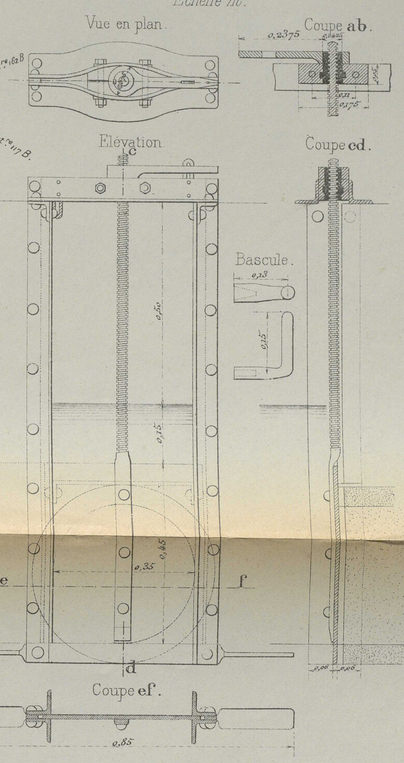

Divers Profils P.3.

Ech. 1/200.

Rigoles tertiaires.

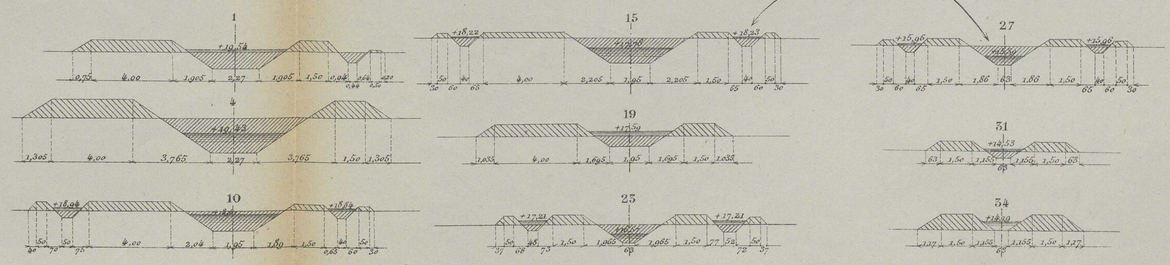

Imp. Monrocq.

Autog. E. Gillet, 30 rue Gay-Lussac. PARIS.

Université Côte d'Azur. Bibliothèques

DELTA SOERABAIA.

(Echelle 1/200.000.)

CIRCONSCRIPTION D'IRRIGATION DE BRANTAS

CARTE

SUR LAQUELLE LA DIVISION EN SECTIONS EST INDIQUÉE

Echelle 1/1.000.000.

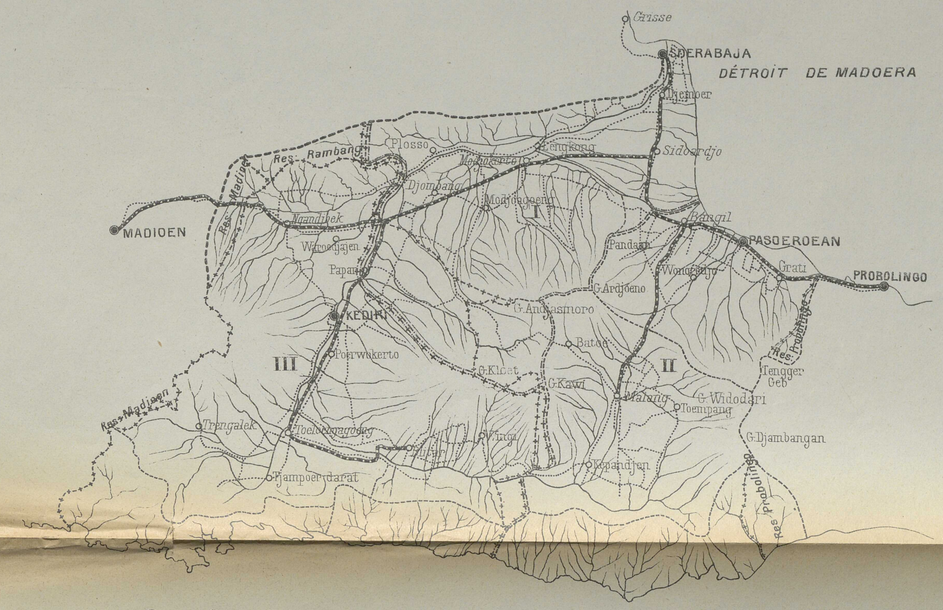

PROFILS DU DELTA DE SOERABAIA

Echelles { *des hauteurs 1/400.* / *des longueurs 1/10400.*

I

de Kedoengtjatjing de Tarikkidoel.

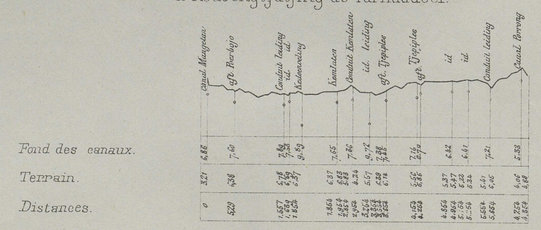

II

de Tjangkir à dessa Bengok.

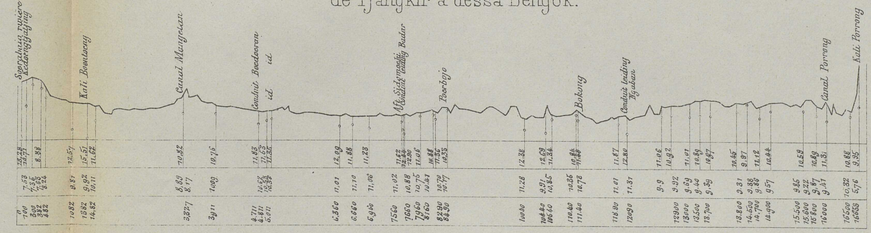

III

de Porrong à Goebeng.

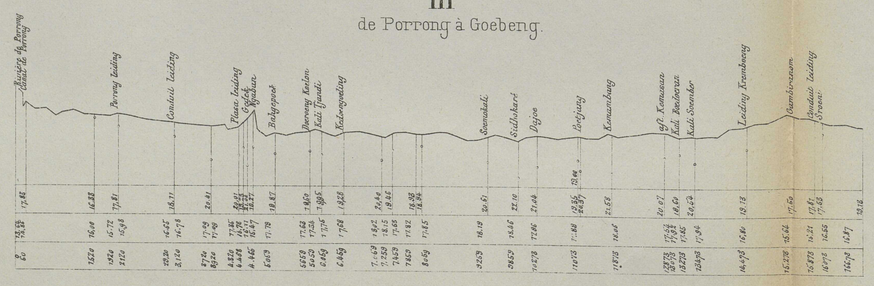

IIIA

de Porrong à Wonokromo.

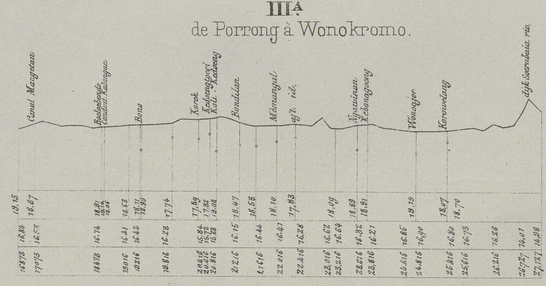

Imp. Monrocq.

Autog. E. Gillet, 30, rue Gay-Lussac, PARIS.

Université Côte d'Azur. Bibliothèques

PRISE D'EAU A NGLOEWAK POUR L'IRRIGATION DE LA VALLÉE DU SOLO.

Plan (1/1000).

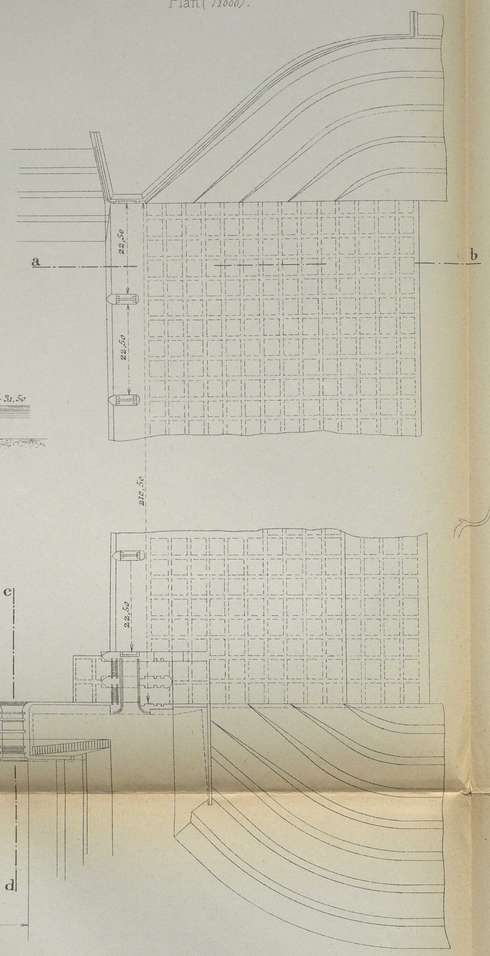

Coupe **cd**. (1/500).

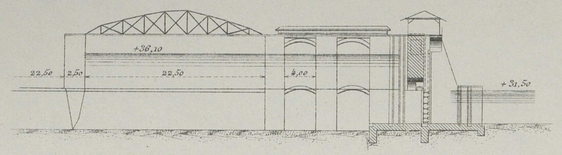

Coupe **cd**. (1/500).

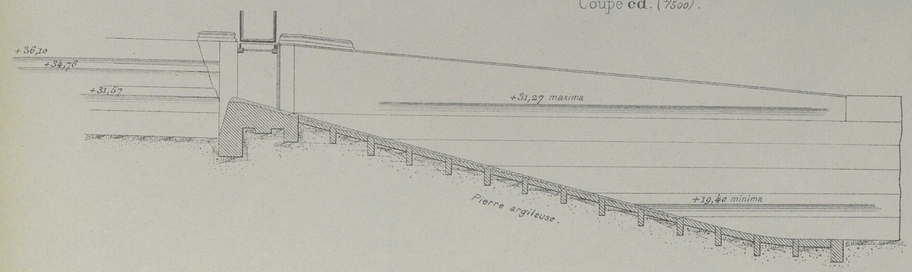

Situation. (1/10000).

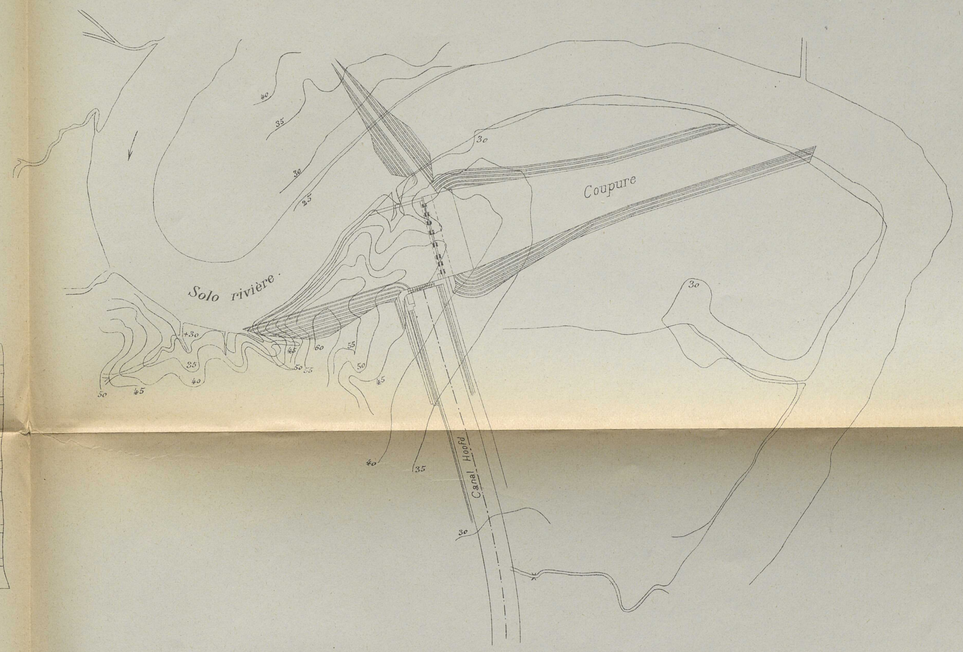

BARRAGE ET ÉCLUSES D'IRRIGATION A LENGKONG.

Echelle 1/1000.

Coupe transversale du barrage et élévation des écluses.

Plan.

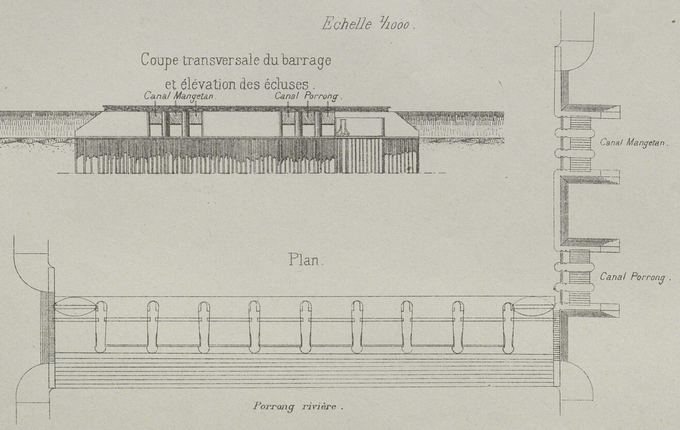

SITUATION DE LA RIVIÈRE DE BRANTAS ET SOERABAIA PRÈS DE LENGKONG ET MELIRIP.

Echelle 1/10000.

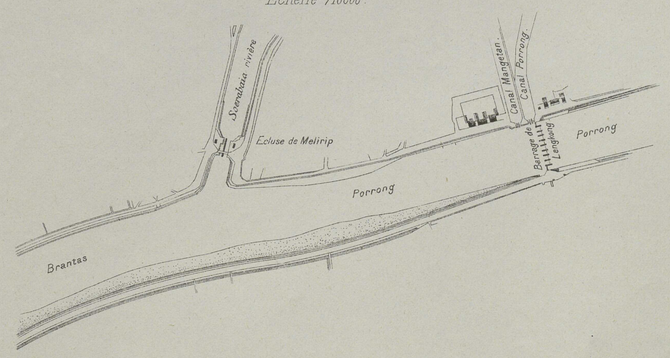

Imp. Monrocq.

Autog. E. Gillet, 30. rue Gay-Lussac. PARIS.

Université Côte d'Azur. Bibliothèques

TRAVAUX DE L'ECLUSE ET DU BARRAGE DE GOENOENG-SARIE

Echelle 1/400

Plan

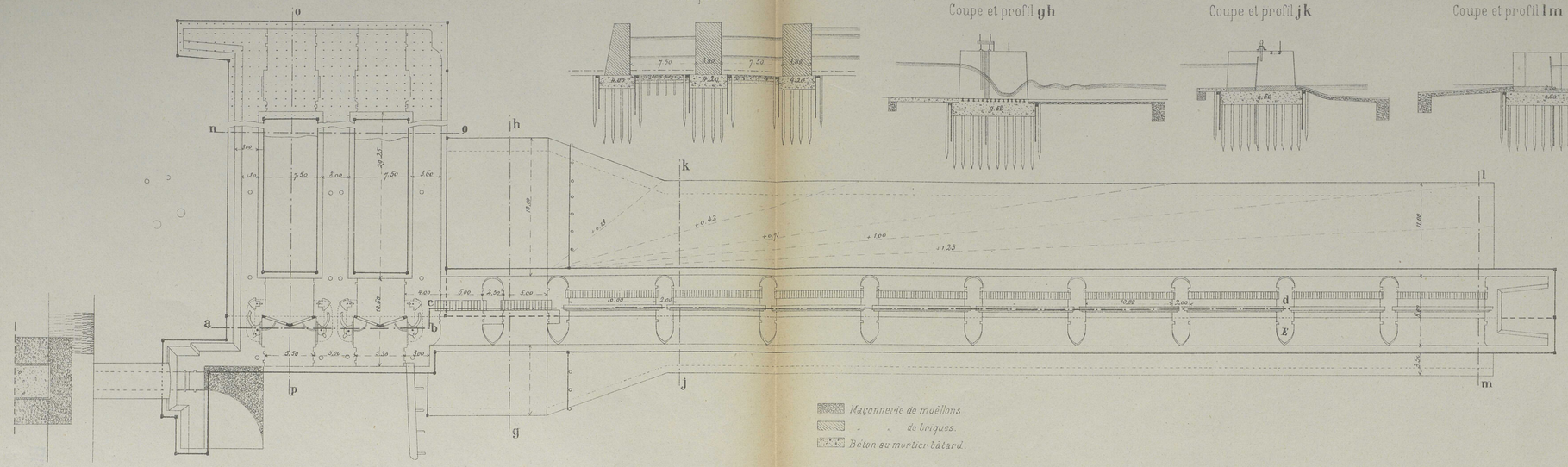

Coupe no

Coupe et profil gh

Coupe et profil jk

Coupe et profil lm

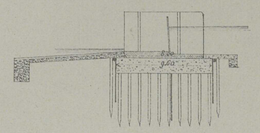

TRAVAUX DE LA VALLEE DU SOLO

PARTAGE EN CIRCONSCRIPTIONS SECONDAIRES

AVEC INDICATION DU RESEAU PRINCIPAL ET DES CONDUITES SECONDAIRES.

Echelle 1/400000

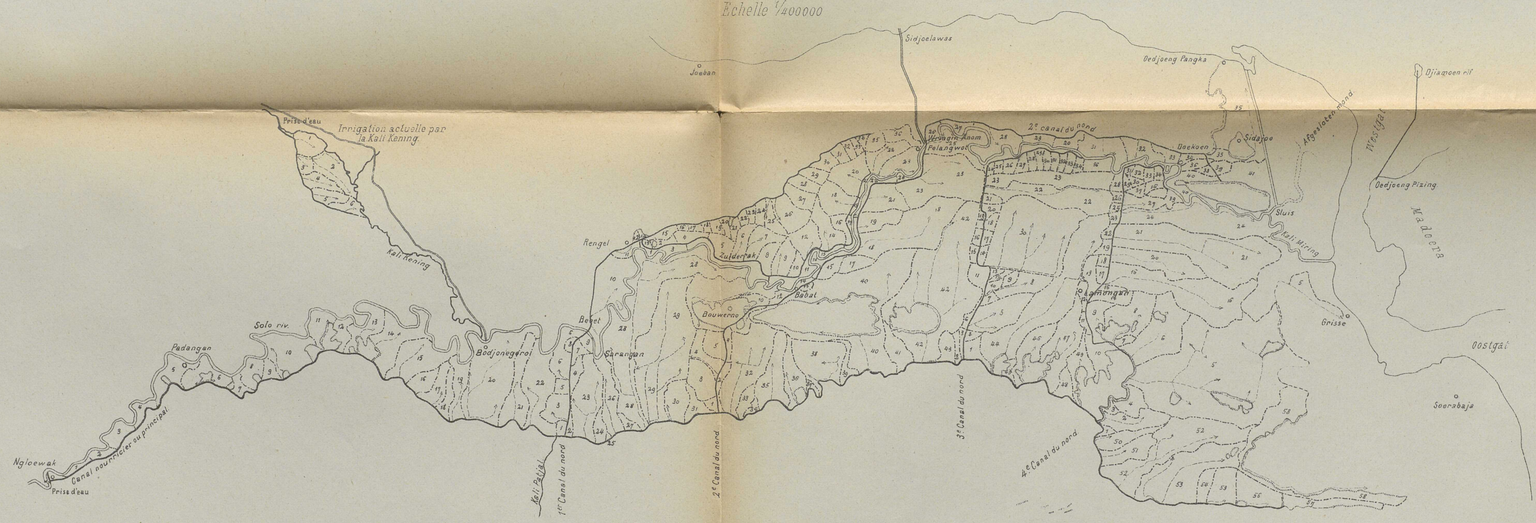

Ouvrages pour l'irrigation de la Vallée du Solo.

PENETRATION DE LA COLLINE ENTRE LA RIVIERE DU SOLO ET LA MER DE JAVA

Projet de la coupure de Sedajoe lawas.

Profil en long

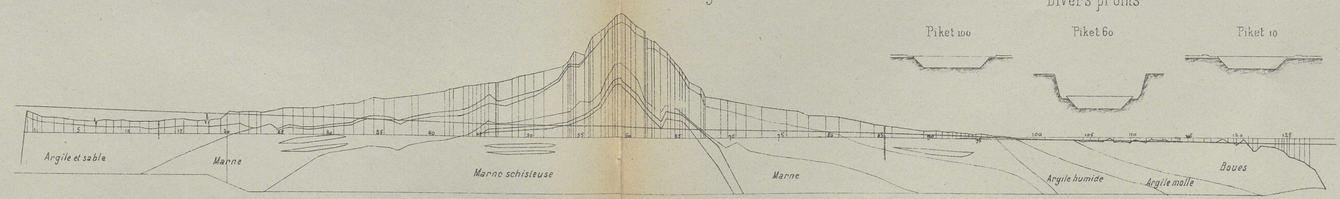

Divers profils

Echelles des longueurs 1/40000
des hauteurs 1/800

Imp. Monrocq.

Autog. E. Gillet, 30, rue Gay-Lussac. PARIS

Université Côte d'Azur. Bibliothèques

CARTE DE LA CIRCONSCRIPTION DEMAK

INDIQUANT LES TERRITOIRES D'IRRIGATION

Echelle 1/150000

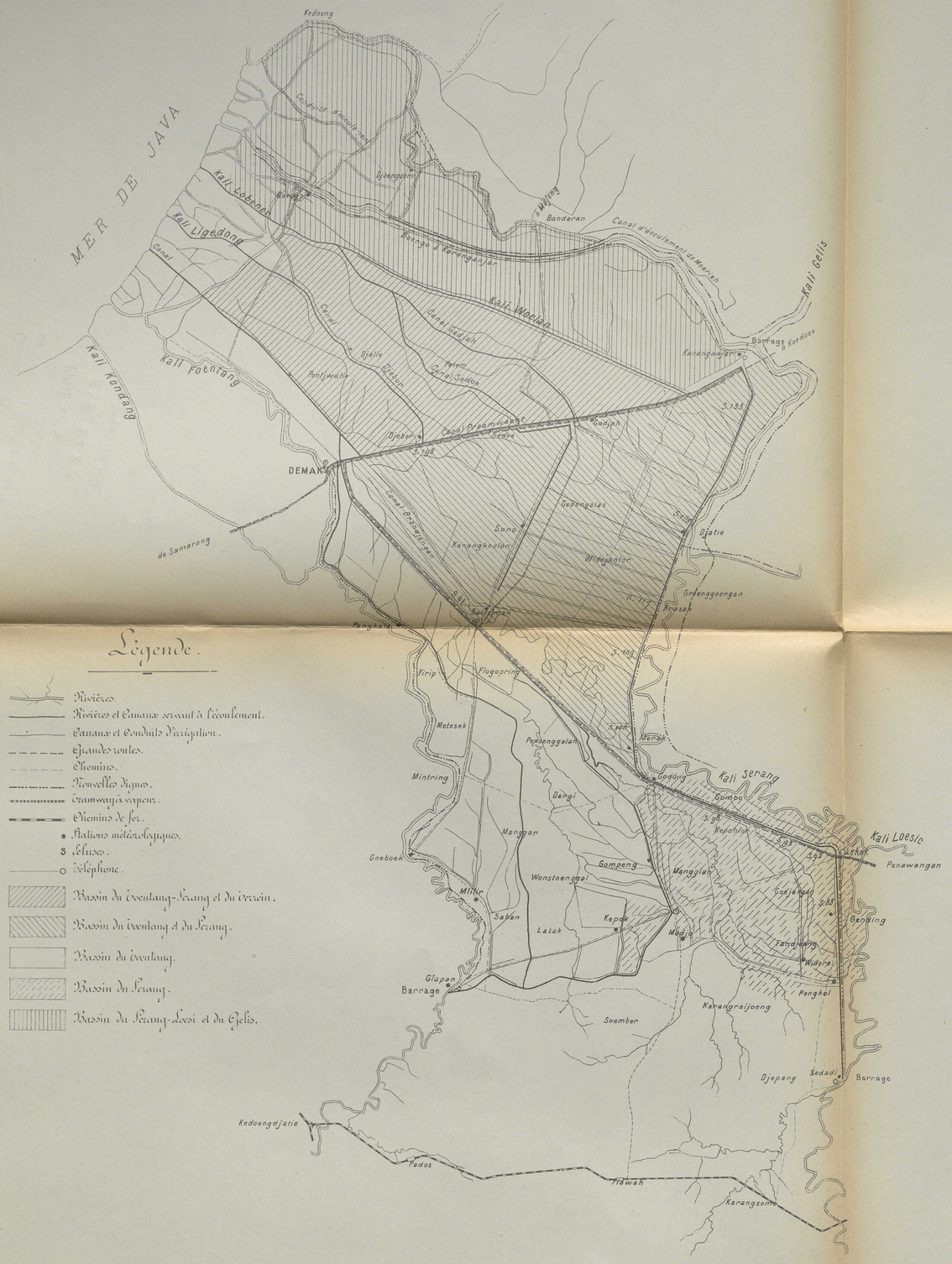

Légende.

- Rivières.
- Rivières et Canaux servant à l'écoulement.
- Canaux et Conduits d'irrigation.
- Grandes routes.
- Chemins.
- Nouvelles digues.
- Tramway à vapeur.
- Chemins de fer.
- Stations météorologiques.
- S Ecluses.
- Téléphone.
- Bassin du Toentang-Serang et du Terrein.
- Bassin du Toentang et du Serang.
- Bassin du Toentang.
- Bassin du Serang.
- Bassin du Serang-Loesi et du Gelis.

TRAVAUX DE L'ECLUSE ET DU BARRAGE DE GOENOENG-SARIE (Suite voir Pl. 43)

Echelle 1/400

Coupe et profil abcdef



Situation 1/200

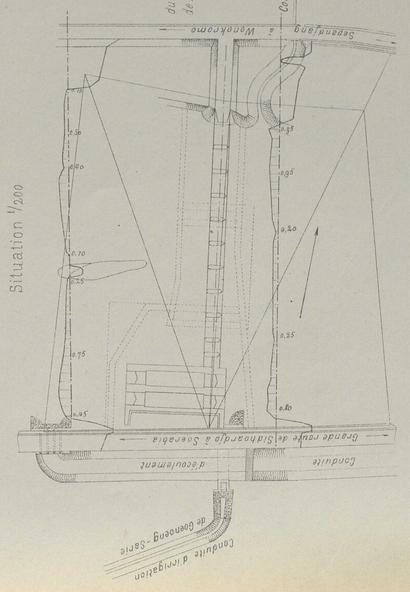

Coupe et profil pq

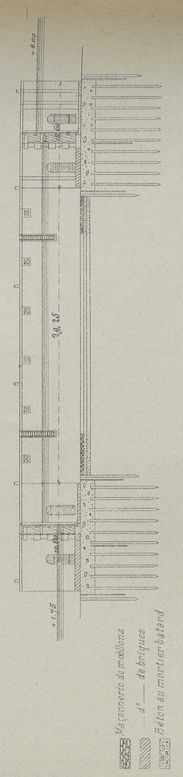

Imp. Monrocq.

Autog. E. Gillet, 30, rue Gay-Lussac, Paris.

Université Côte d'Azur. Bibliothèques

TRAVAUX D'IRRIGATIONS.

PROFIL EN LONG DU CANAL DE SERANG

PL. 45.

(CIRCONSCRIPTION DEMAK)

Echelles { des longueurs 1/75000 ; des hauteurs 1/300

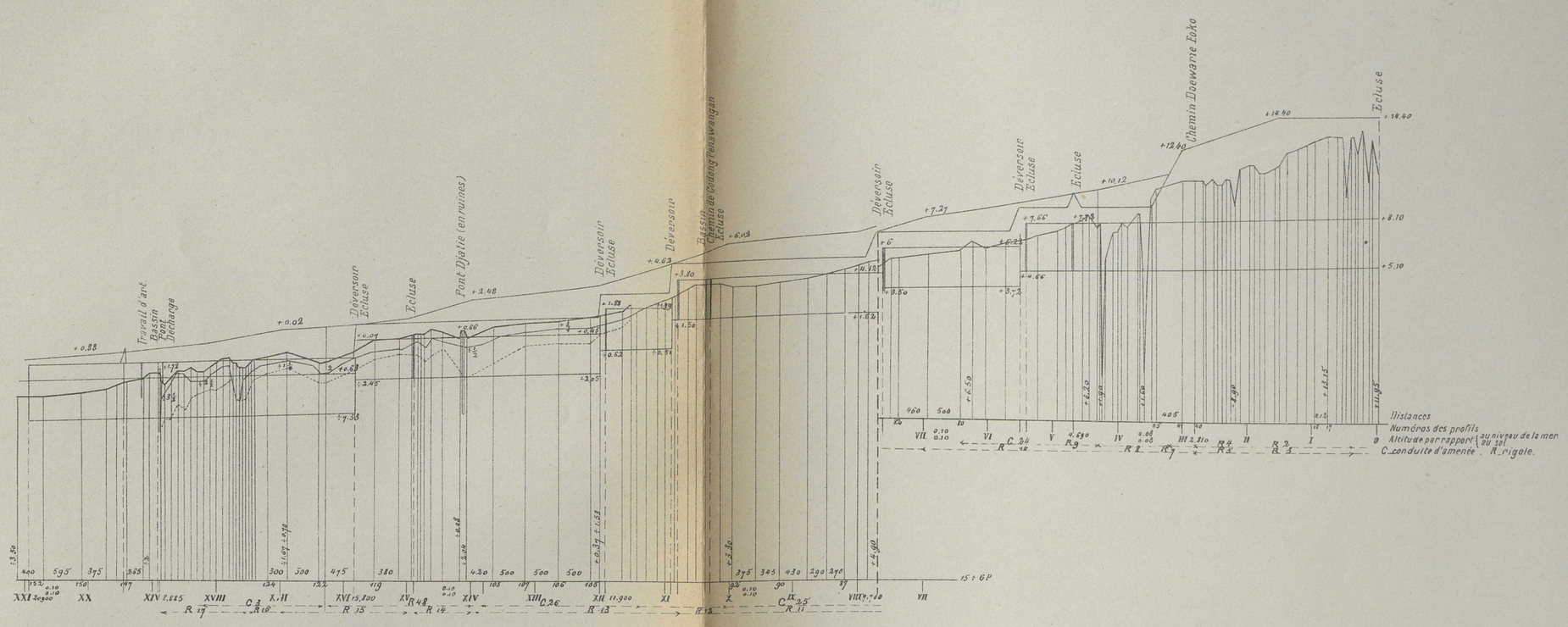

PROFIL EN LONG T. 1.

Echelles { des longueurs 1/50000 ; des hauteurs 1/200

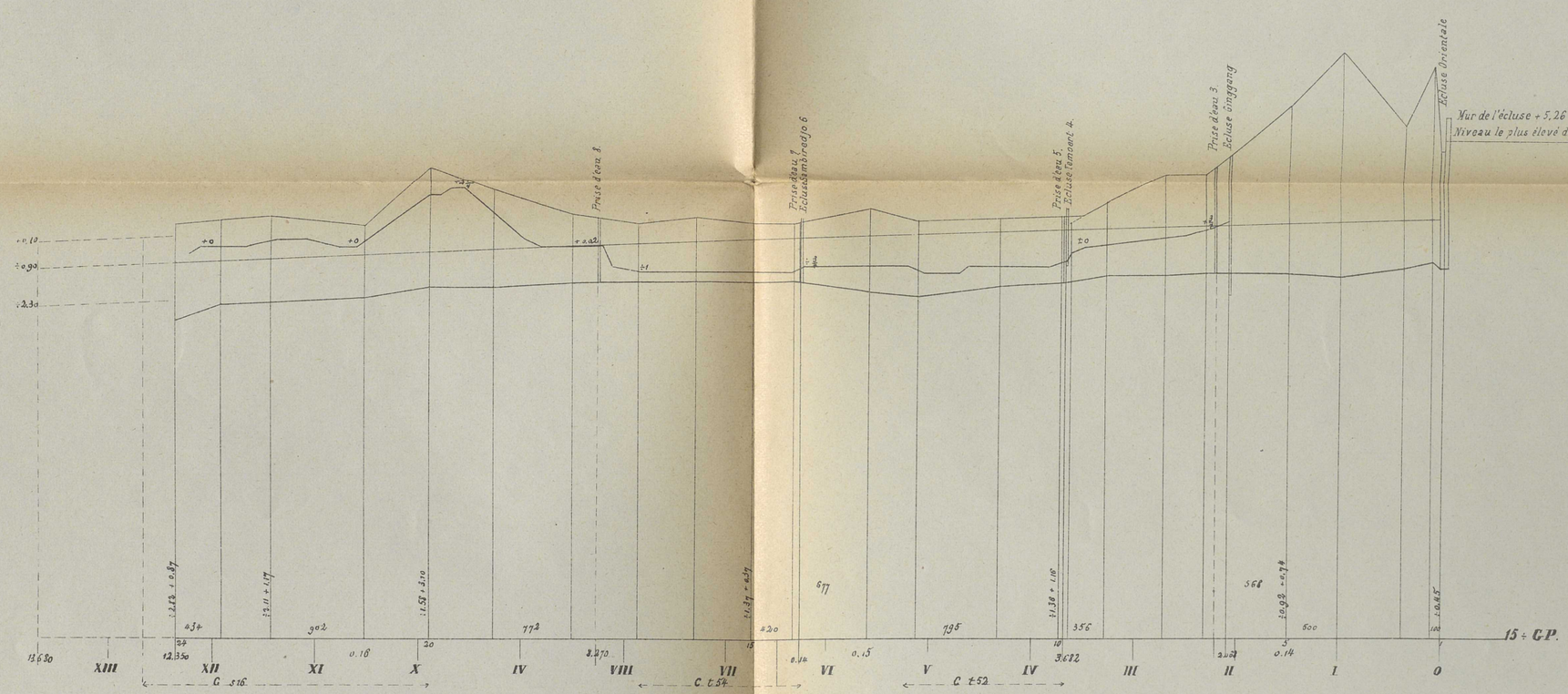

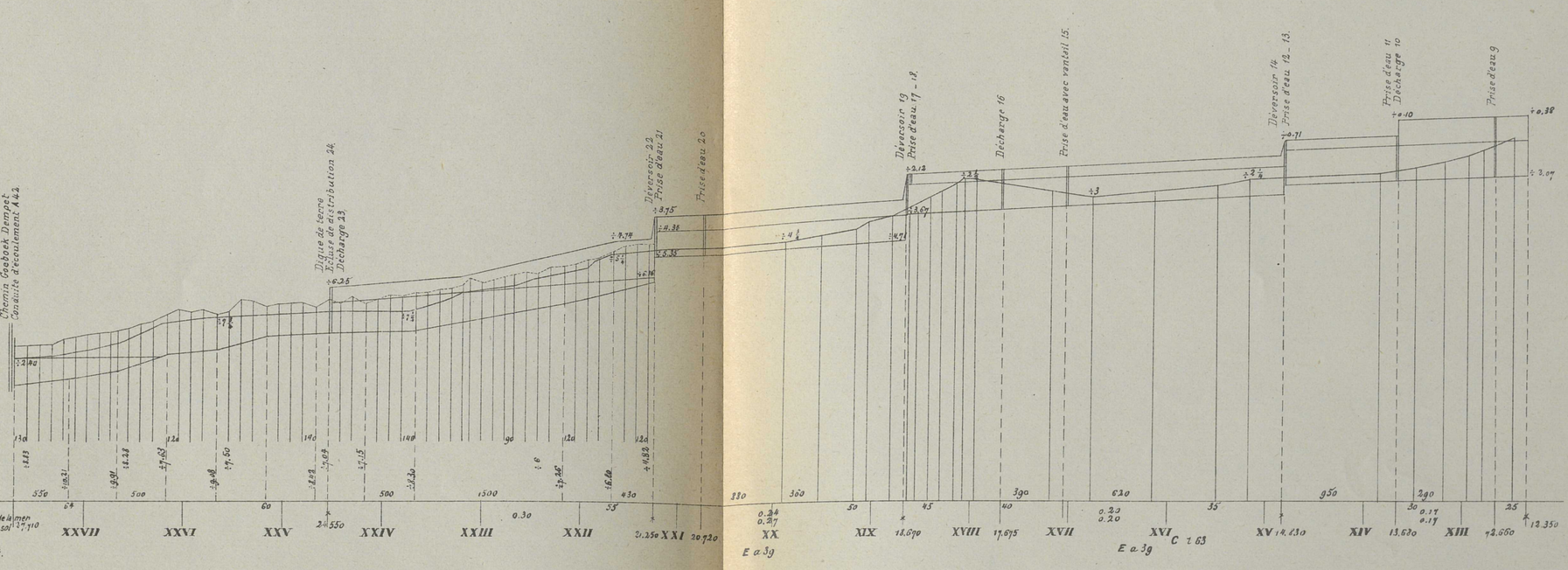

Université Côte d'Azur. Bibliothèques

Imp. Monrocq.

Autog. E. Gillet, 30. rue Gay-Lussac. Paris.

TRAVAUX D'IRRIGATIONS.

ÉCLUSE 85—DÉVERSOIR 86.

PL. 46.

Echelle 1/200.

(CIRCONSCRIPTION DEMAK)

Plan.

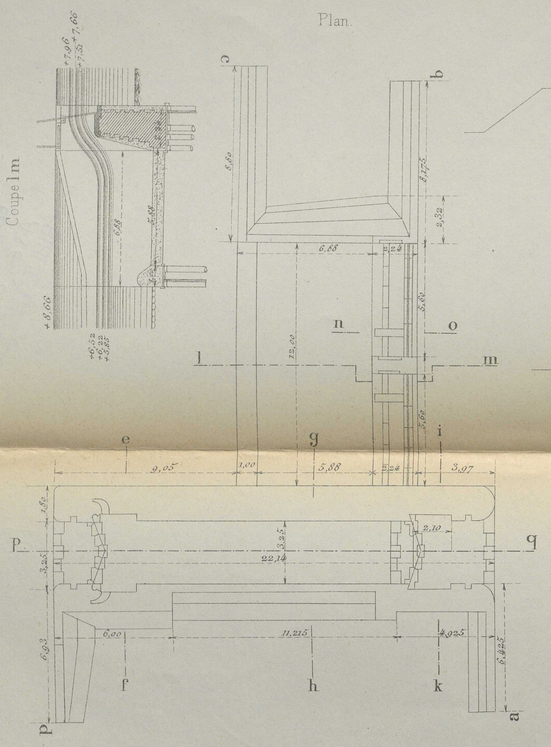

Coupe **lm**.

Coupe **pq**.

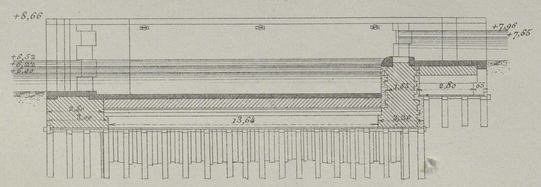

Vue suiv.t **ab**.

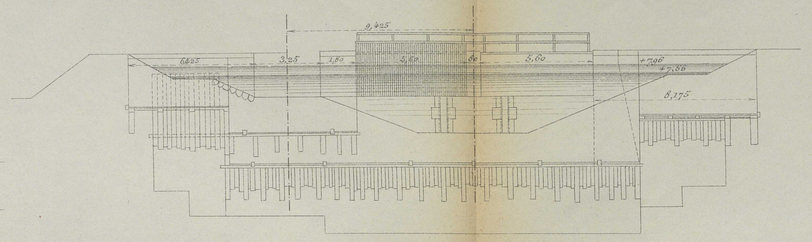

Vue suiv.t **cd**.

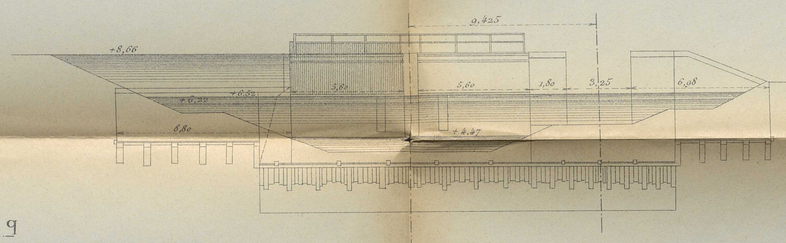

Coupe **ef**.

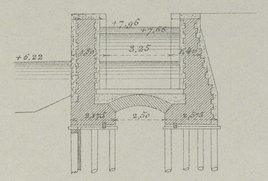

Coupe **gh**.

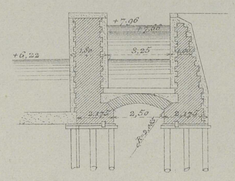

Coupe **ik**.

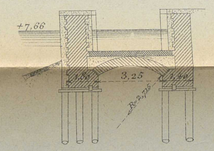

Coupe **no**.

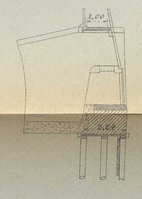

Situation. *(1/500)*

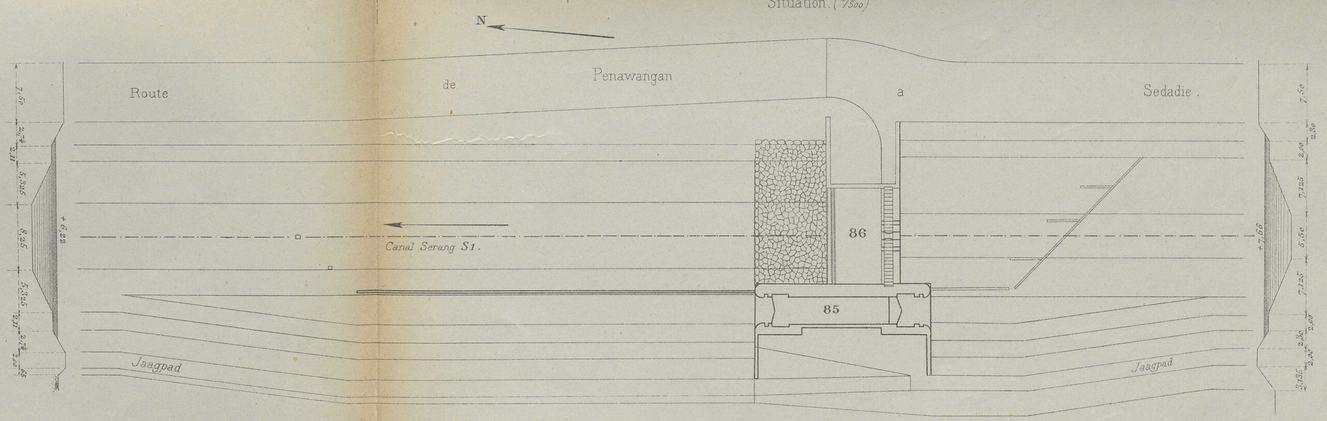

Imp. Monrocq.

Autog. E. Gillet, 30, rue Gay-Lussac. PARIS.

Université Côte d'Azur. Bibliothèques

BARRAGE DE SEDADIE.

CIRCONSCRIPTION DEMAK.

Ech. 1/400.

Coupe ab.

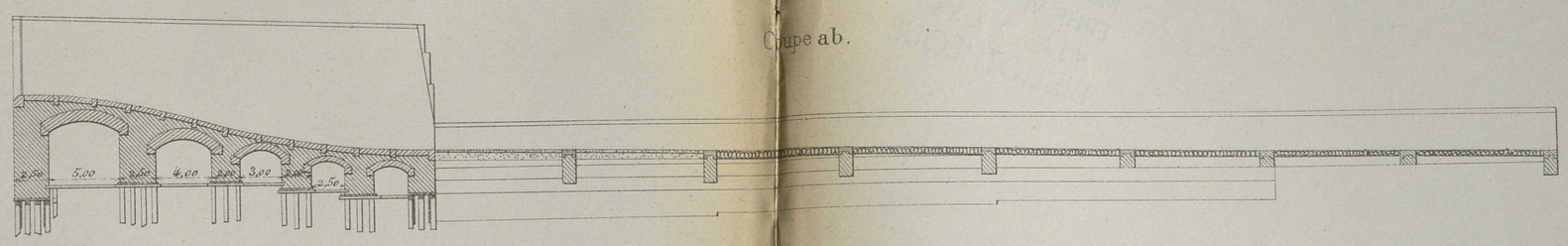

Coupe cd.



Coupe ef.

Coupe gh.

Coupe ik.

Coupe de la moitié gauche du barrage.

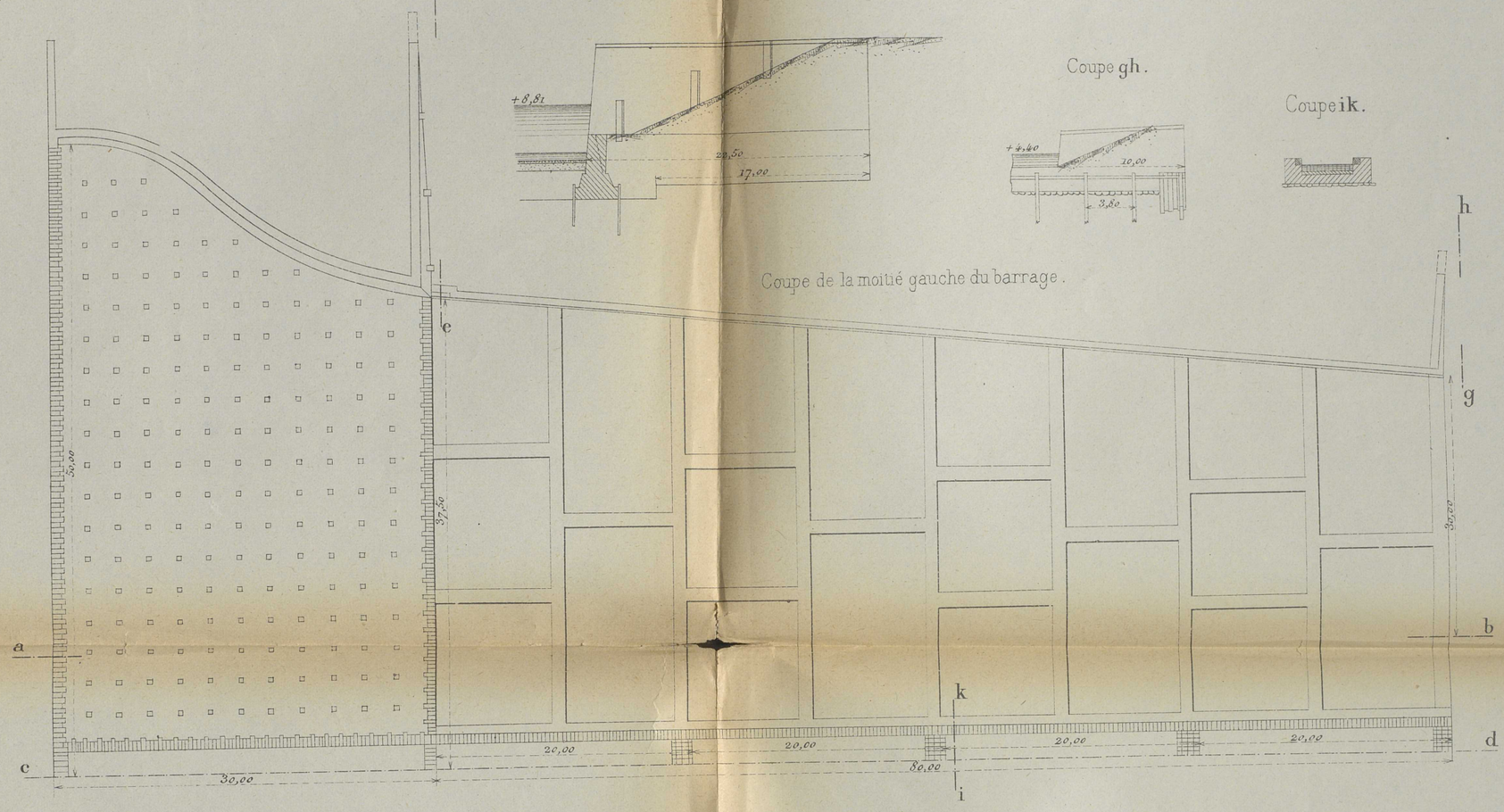

ECLUSE DE SEDADIE.

Ech: 1/400.

Elévation.

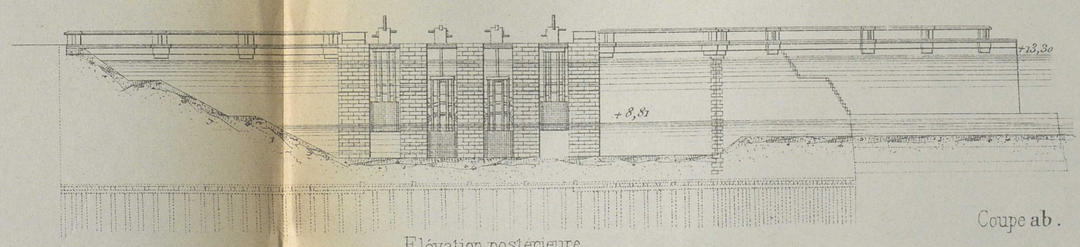

Coupe longitudinale.

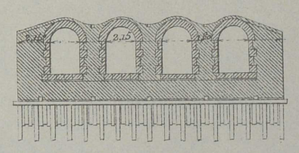

Elévation postérieure.

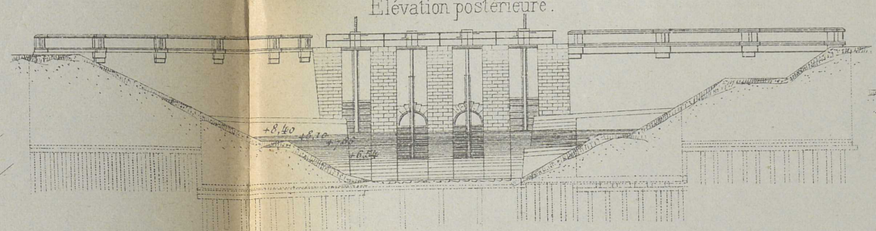

Coupe ab.



Coupe d'un pilier.

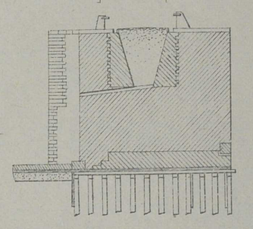

Plan.

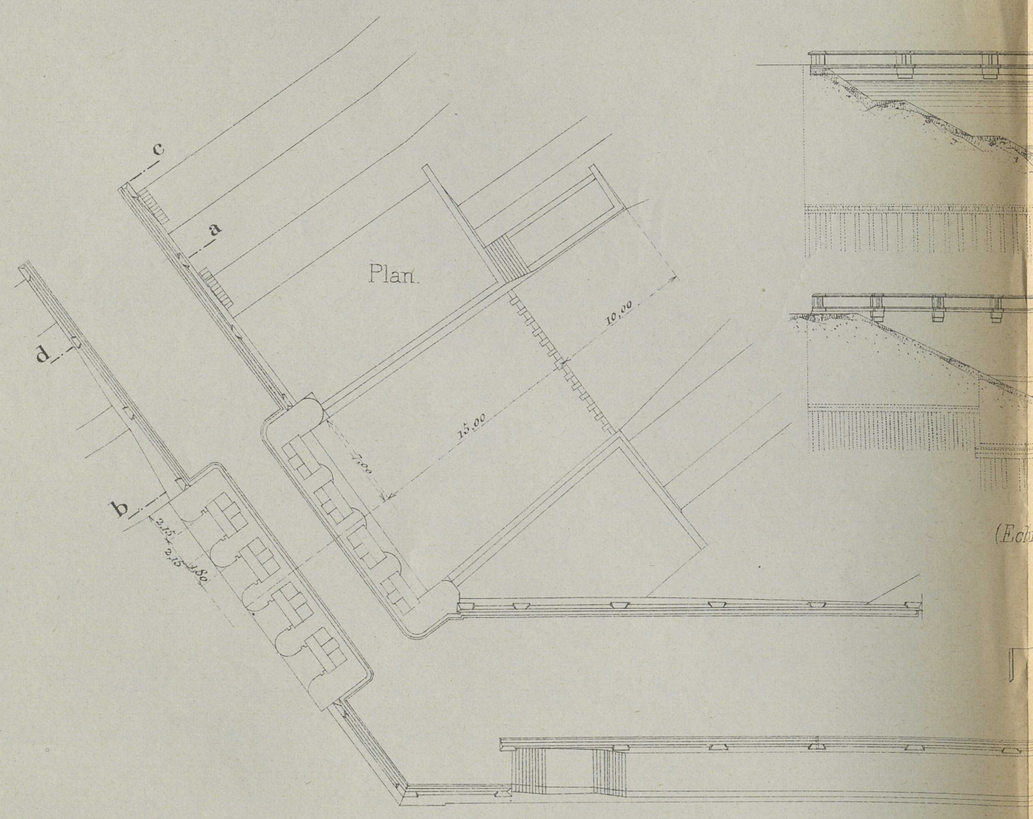

(Ecluse 82) Coupe transversale.

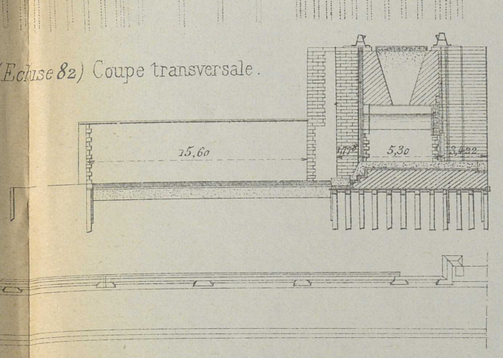

Coupe cd.

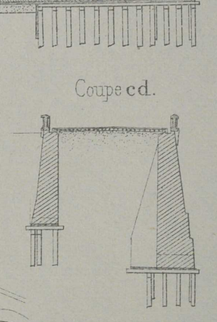

Barrage de Sedadie. (1/20000)

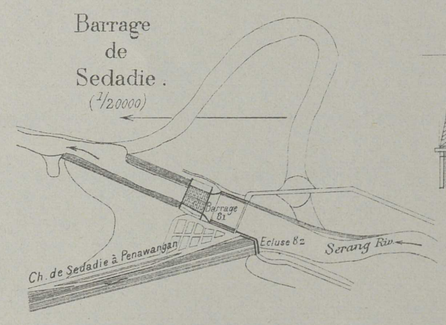

Imp. Monrocq.

Autog. E. Gillet, 30. rue Gay-Lussac. PARIS.

Université Côte d'Azur. Bibliothèques

BARRAGE ET PRISE D'EAU—CANAL DU PROGO.

Coupes. *(Ech. 1/200).*

Coupe **ab**.

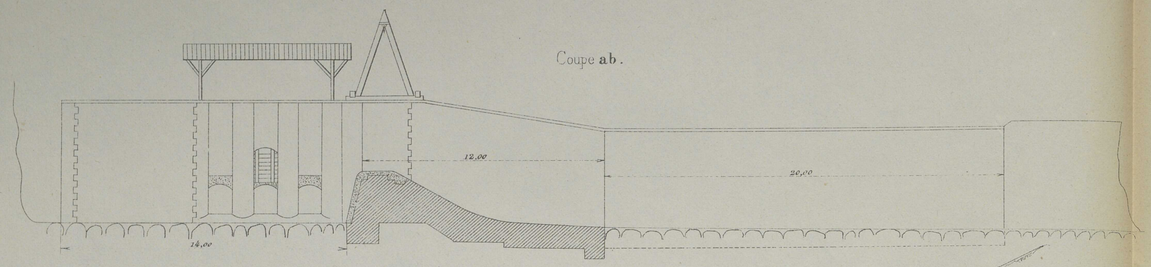

Coupe **gh**.

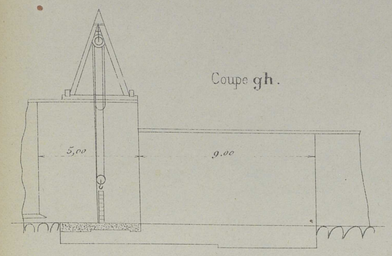

Coupe **cd**.

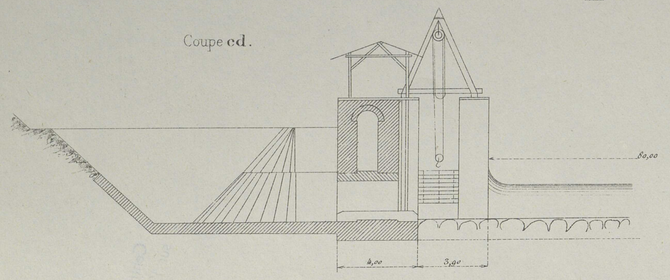

Coupe **ef**.

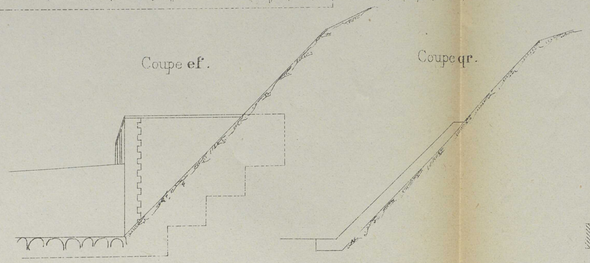

Coupe **qr**.

Coupe **ik**.

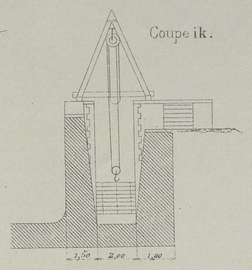

Vue en plan *(Ech. 1/600)*.

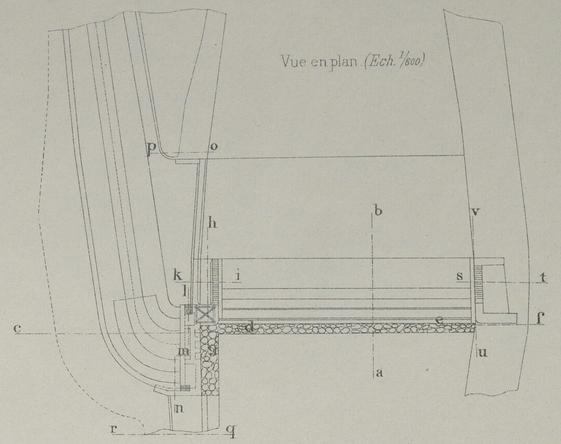

Coupe **ef**.

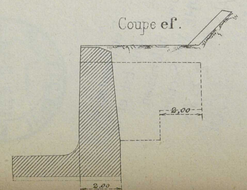

Coupe **lmn**.

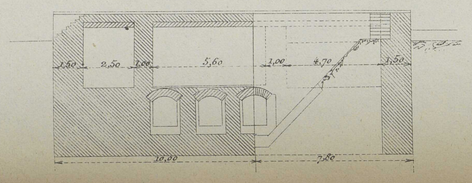

Coupe **op**.

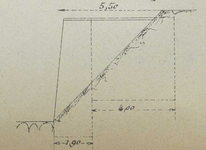

Coupe **uv**.



Elévation *(Ech. 1/600)*.

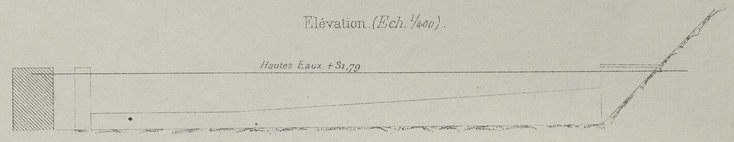

DIMENSIONS DU CANAL.

Profondeur	1,50 m
Largeur du fond	3,20 "
Vitesse	0,70 "
Pente	0,00033
Capacité	5,00 m3 "

PRISE D'EAU—CANAL MANGGIS.

Echelle 1/200.

Vue en plan.

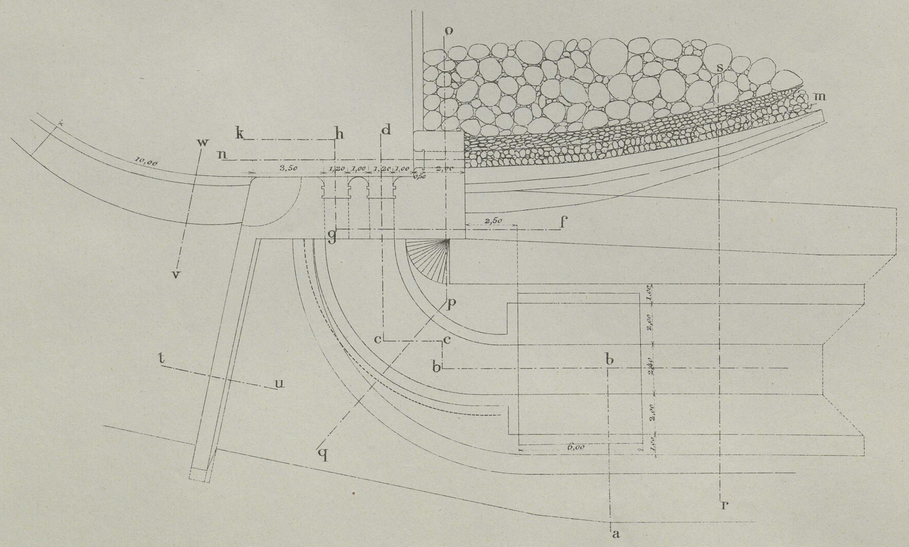

Voir Pl. 55 : Carte du territoire d'irrigation du Canal de Manggis.

Coupe **abcd**.

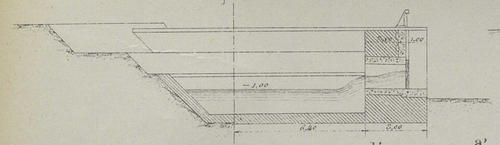

Coupe **fghk**.

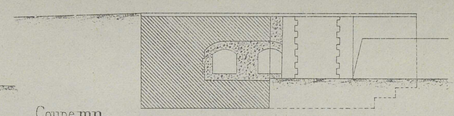

Coupe **mn**.

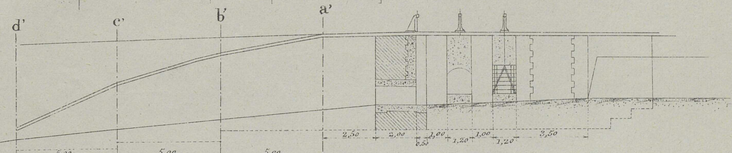

Coupe **opq**.

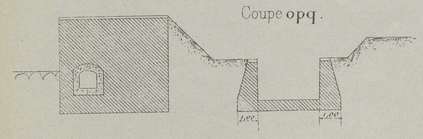

Coupe **rs**.

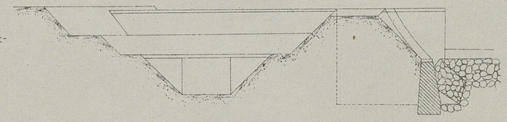

Coupe **vw**.

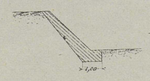

Coupe **tu**.

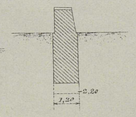

Coupe **a'a'**.

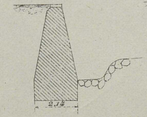

Coupe **b'b'**.

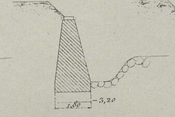

Coupe **c'c'**

Coupe **d'd'**.

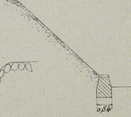

Imp. Monrocq.

Autog. E. Gillet, 30, rue Gay-Lussac. PARIS.

Université Côte d'Azur. Bibliothèques

BARRAGE DANS LA RIVIÈRE DE SESEPAN ET ÉCLUSE DANS LE CANAL TJIBALLOK, PRÈS DU POINT D'INTERSECTION A PEUNDEIJ.

Situation.
Ech. 1/1000.

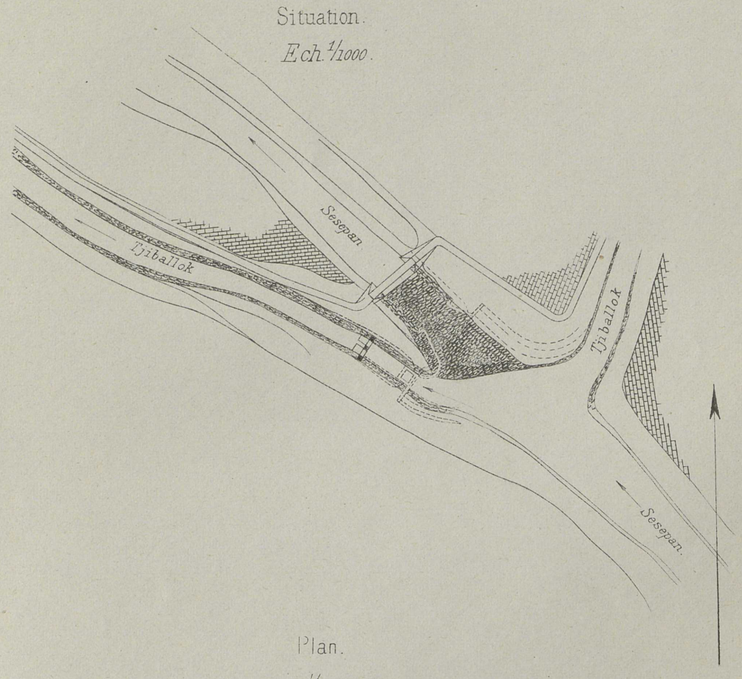

Plan.
1/1000

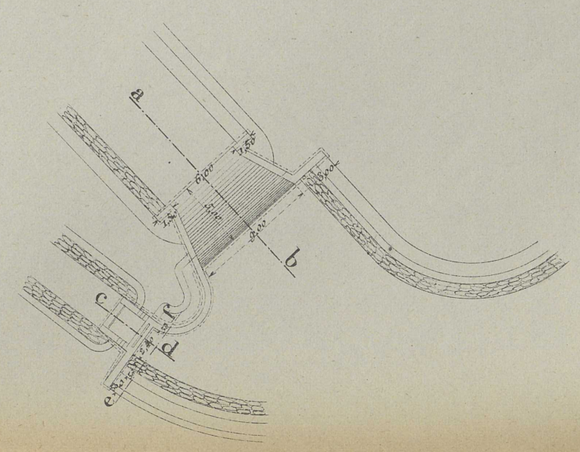

Profil en long.
Le tracé exécuté en traits forts a rapport au Sesepan.
d° *d°* *fins* *d°* *au Tjiballock.*
Ech. { *pour les long*[rs] 1/1000. / *hauteurs* 1/100.

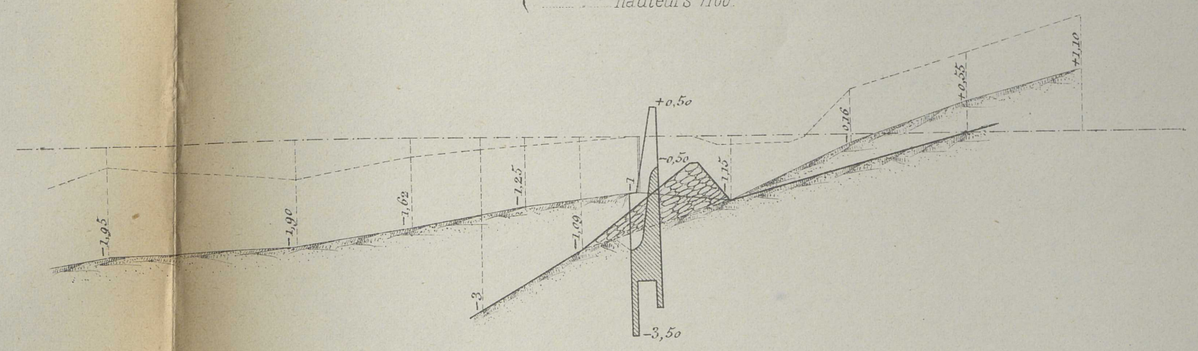

Coupe **ab**.
1/200

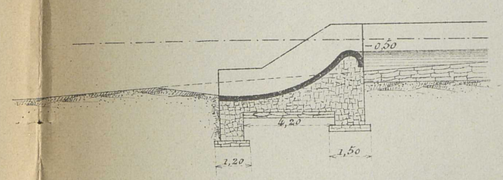

Coupe **cd**.
1/200

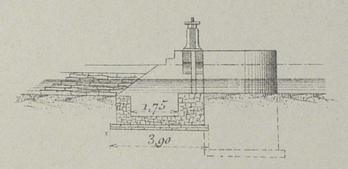

Coupe **ef**.
1/200

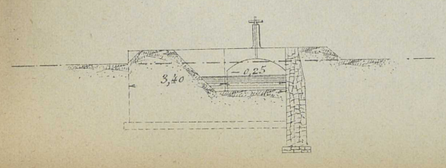

Vanne en bois
1/100

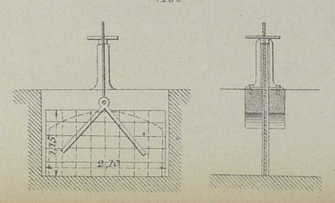

BARRAGE DE KATOELAMPA.

Situation.
Ech. 1/1500.

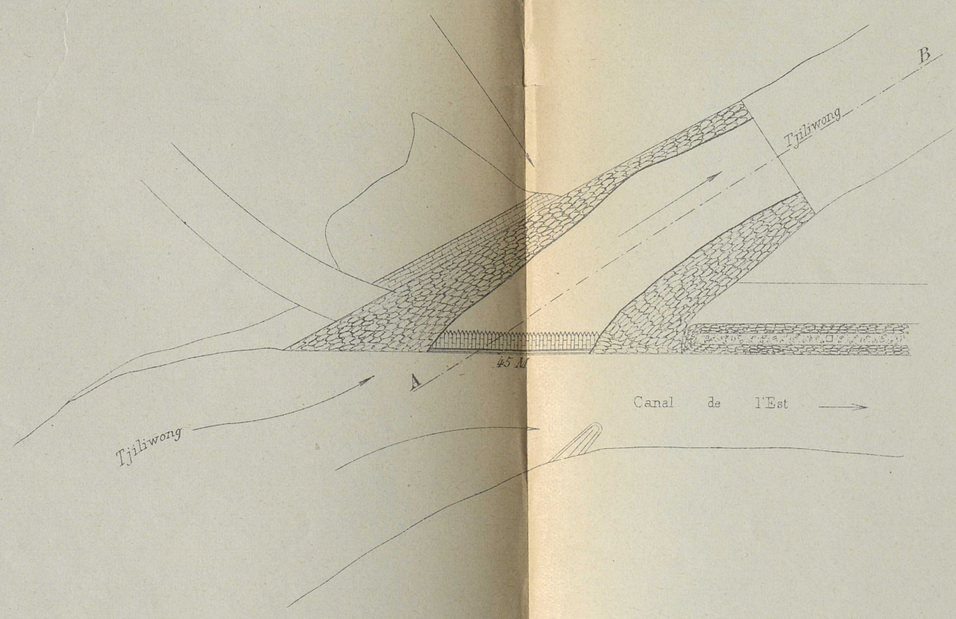

Profil en long suiv.t *AB*.
Echelles { *p.r les long.rs* 1/600. / *haut.rs* 1/300.

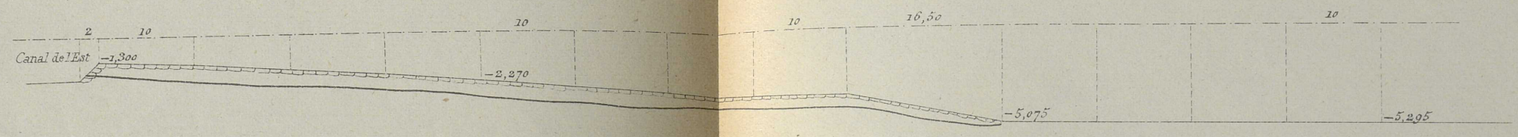

Imp. Monrocq.

Autog. E. Gillet, 30. rue Gay-Lussac. PARIS.

Université Côte d'Azur. Bibliothèques

IRRIGATION PAR LA RIVIÈRE WALOEH (TEGAL)

Coupe **a b** 1/250.

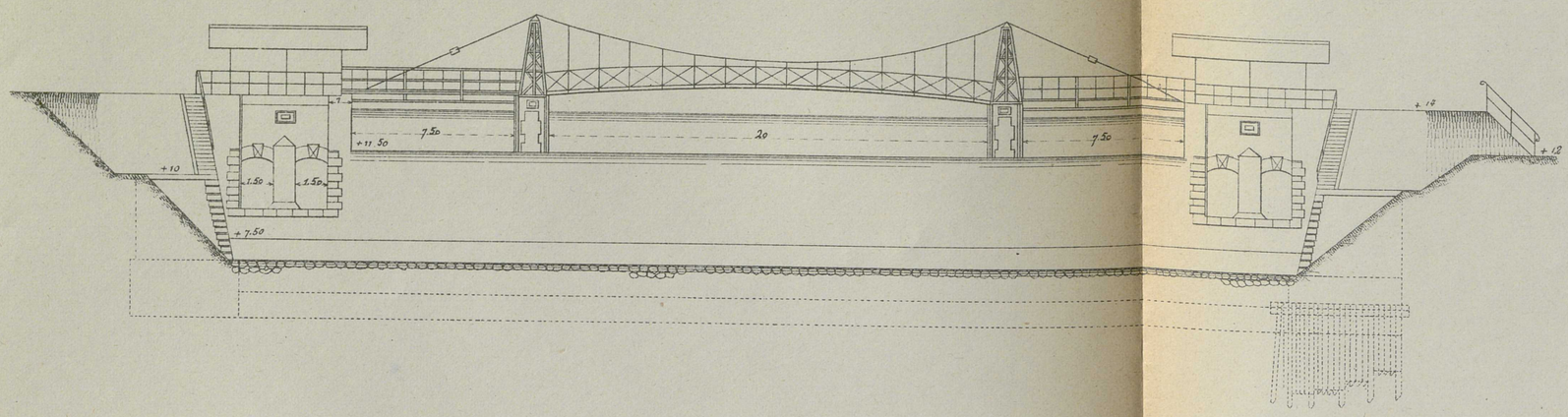

Coupe **c d** 1/250.

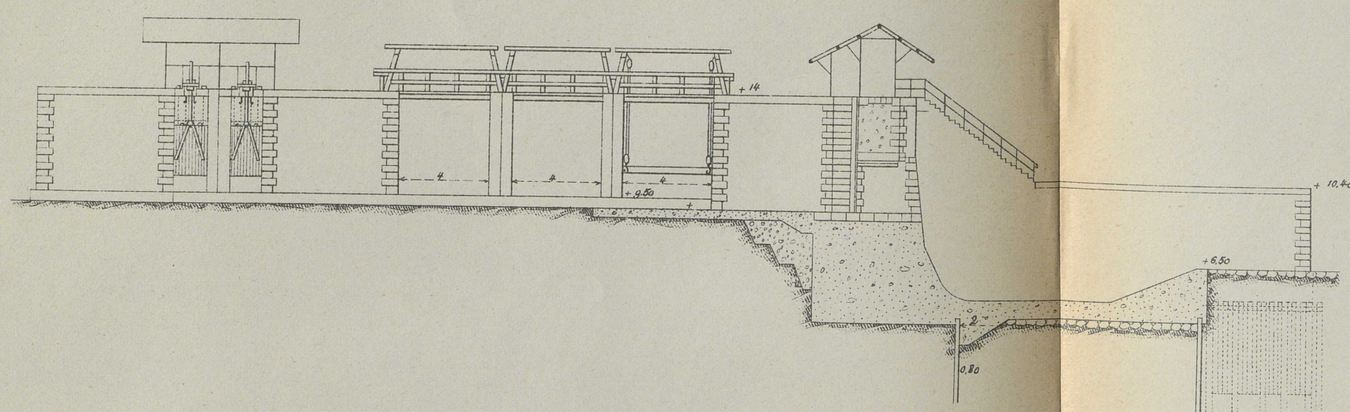

Coupe **H i** (1/250)

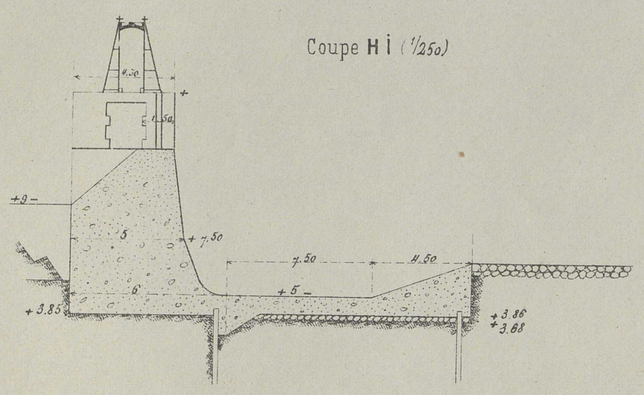

BARRAGE ET ECLUSE A SOENGAPAN

Plan (1/500)

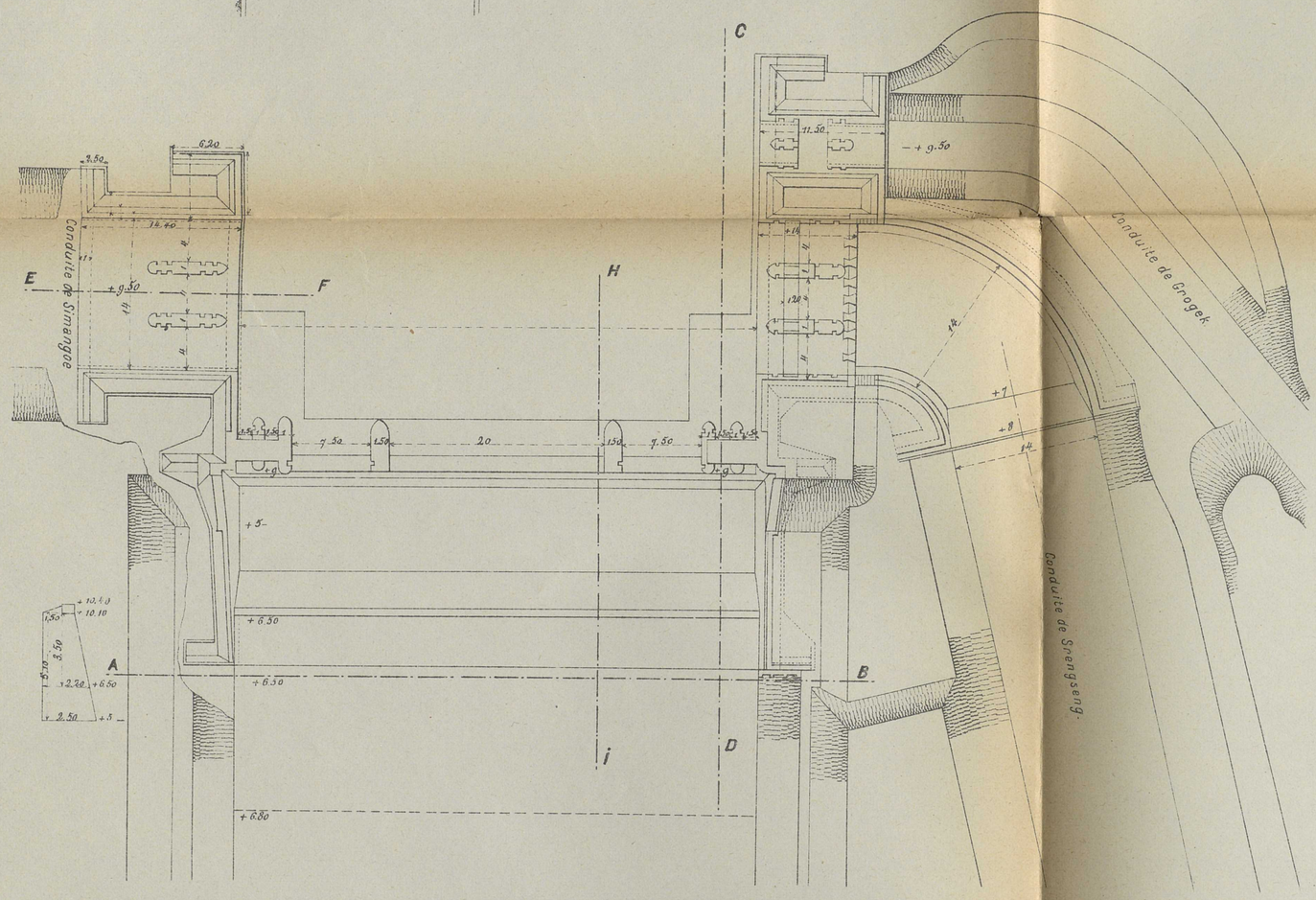

Situation (1/5000)

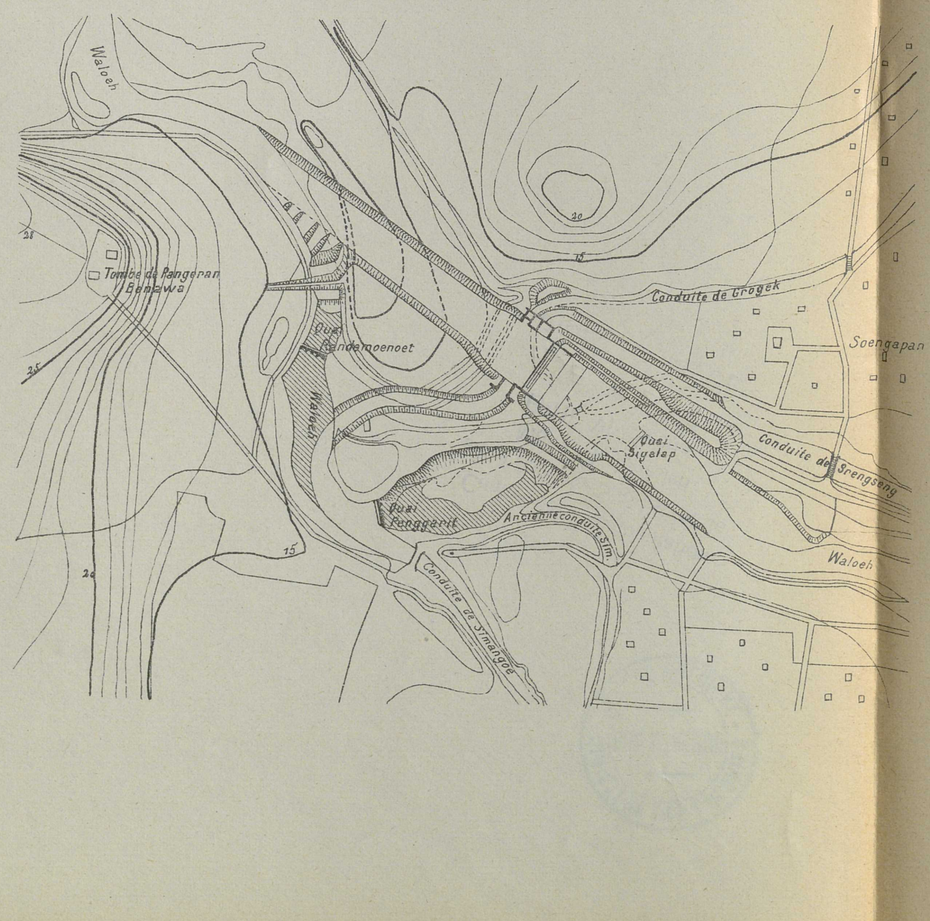

L'IRRIGATION DE LA PLAINE DE TJIHEA

Tracé de la première section du Canal principal

Echelle 1/4000

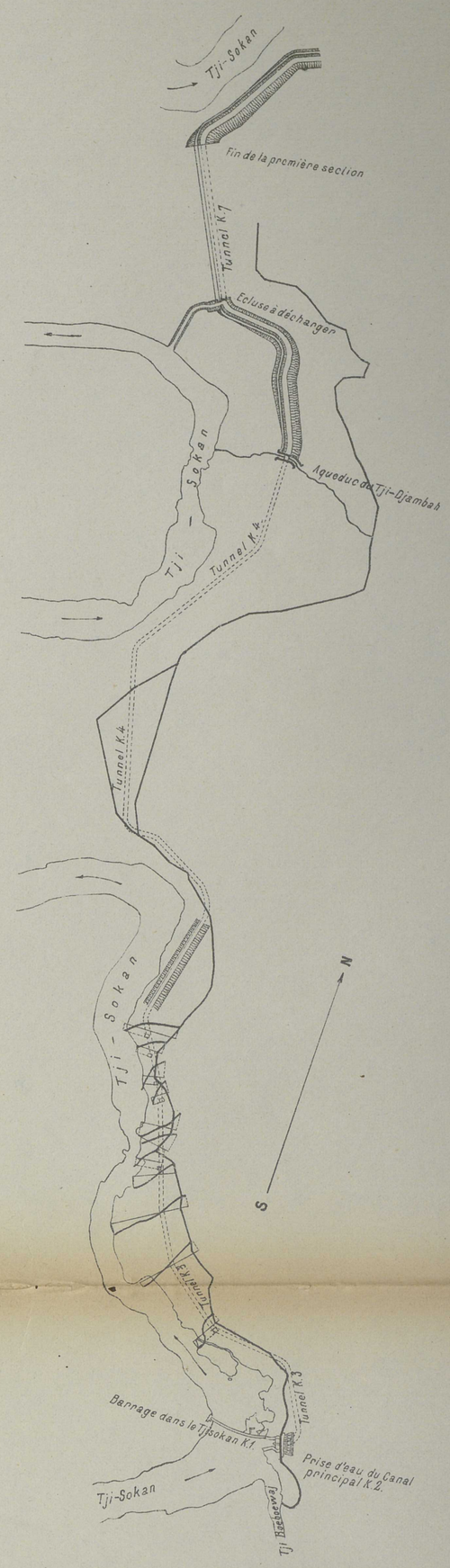

CARTE DE TJIHEA-VLAKTE

Echelle 1/100000.

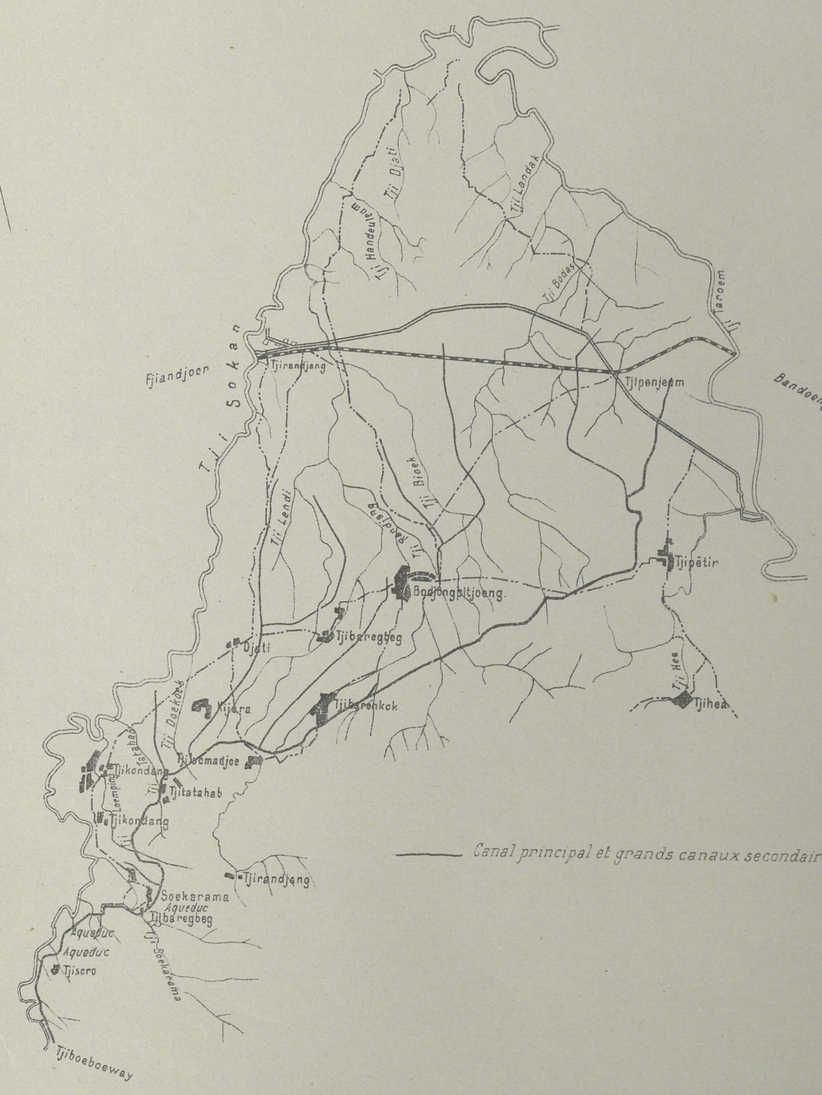

Imp. Monrocq.

Autog. E. Gillet, 30, rue Gay-Lussac. PARIS.

Université Côte d'Azur. Bibliothèques

IRRIGATION DE LA PLAINE DE TJIHEA

Pl. 51.

BARRAGE DANS LE TJISOKAN K. 1.

Echelle 1/400

Plan

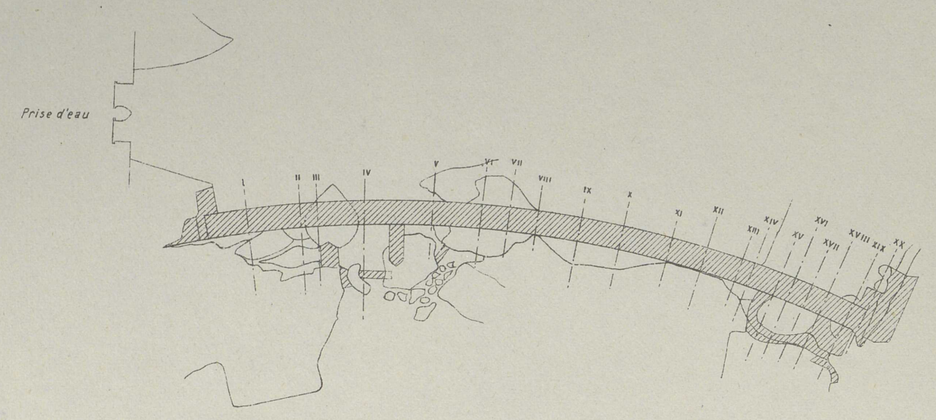

Situation (1/2000.)

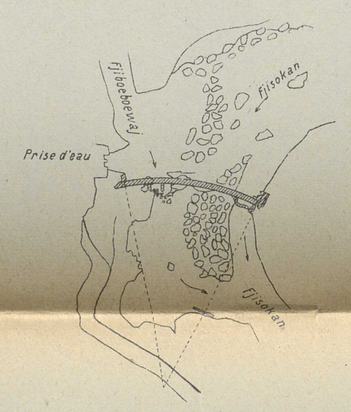

PROFIL EN LONG DU CANAL PRINCIPAL

Echelles { *des longueurs 1/40000* / *des hauteurs 1/800*



1. Hauteur du fond.
2. Hauteur du terrain.
3. Distances.
4. Pente.
5. Débiet.
6. Largeur au plafond.
7. Tirant d'eau.
8. Inclinaison des talus.

PROFILS EN TRAVERS

Echelle 1/200.

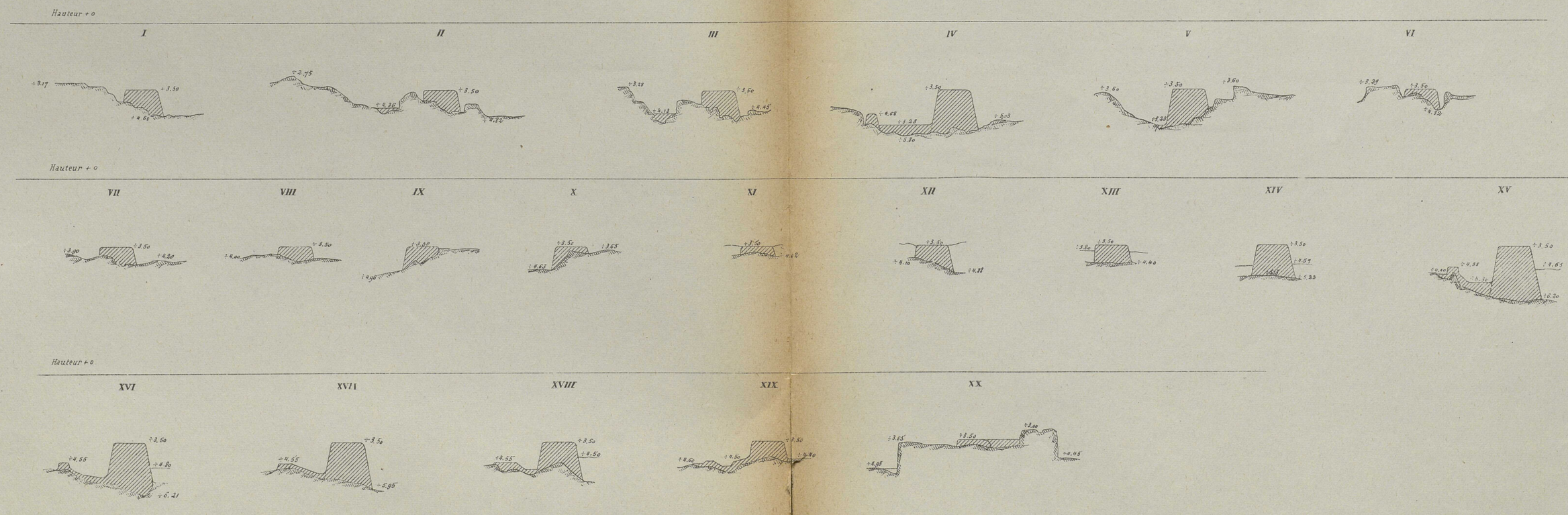

Imp. Monrocq.

Autog. E. Gillet, 30 rue Gay-Lussac. Paris.

Université Côte d'Azur. Bibliothèques

L'IRRIGATION DE LA PLAINE DE TJIHEA

PRISE D'EAU K.2.

Echelle 1/200.

Coupe **ef**.

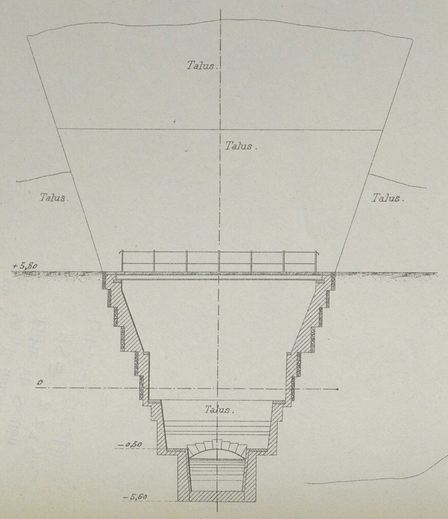

Coupe **abcd**.

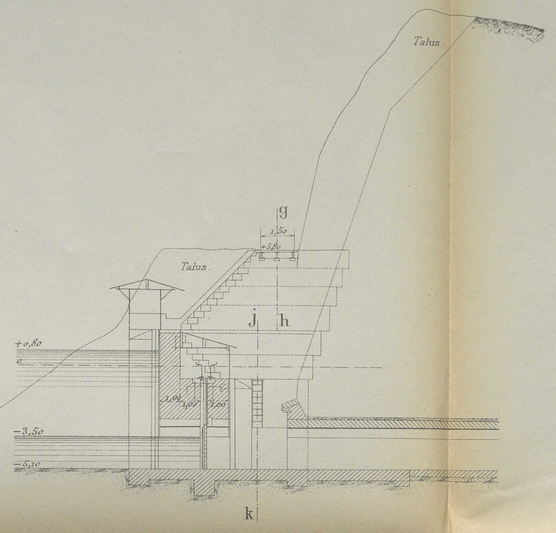

Coupe **ghjk**.

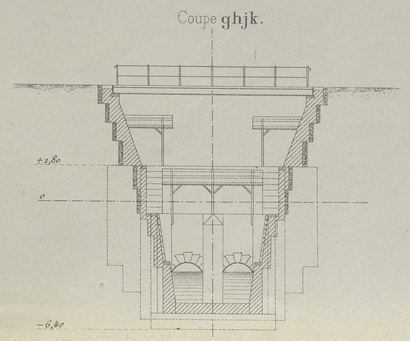

Vanne.

Echelle 1/50.

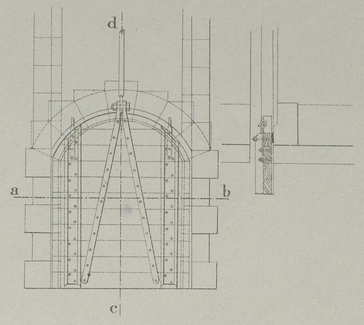

Coupe **ab**.

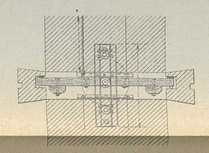

Profil

du

Tunnel.

Echelle 1/100.

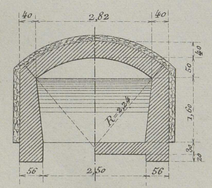

Vue en Plan.

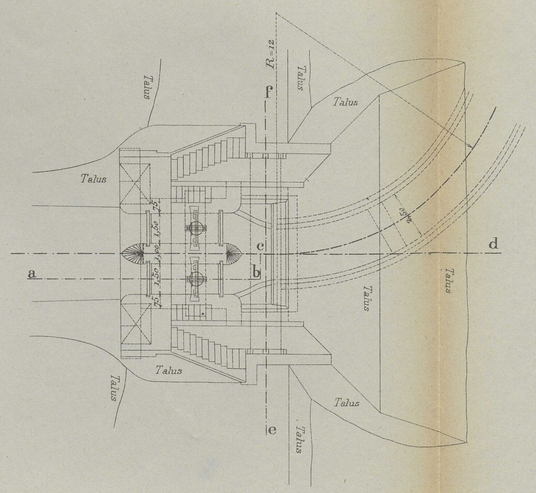

Vue de face.

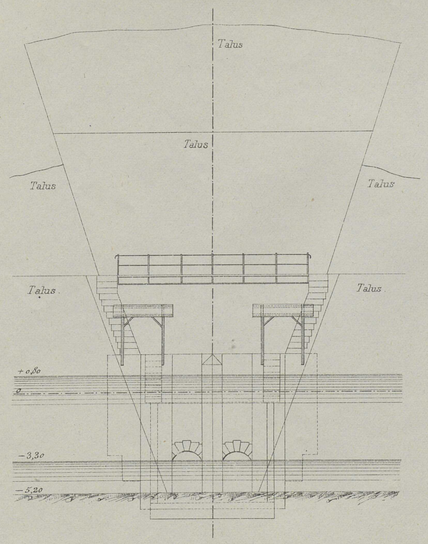

Coupe **cd**.

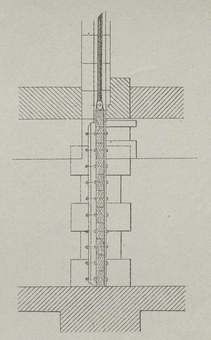

Grosses poutres.

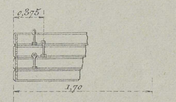

Imp. Monrocq.

Autog. E. Gillet, 30, rue Gay-Lussac. PARIS.

Université Côte d'Azur. Bibliothèques

3e Section.

Construction modifiée de la barre du déversoir N° 5. K 21.

(Canal principal)

Echelle 1/400.

Coupe longitudinale

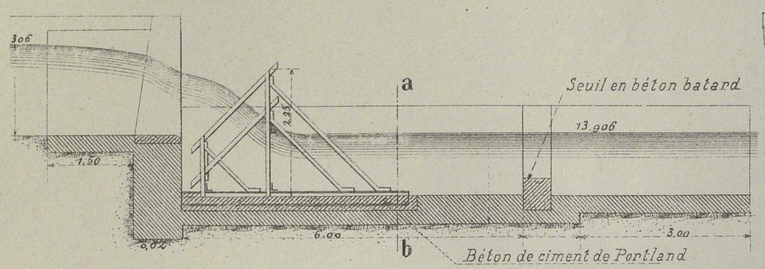

Vue à travers

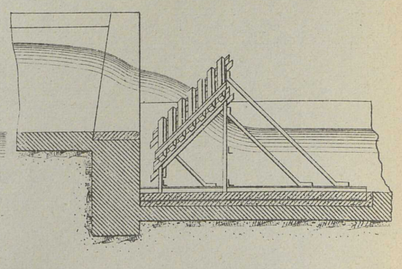

Plan

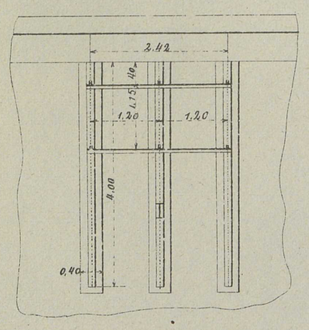

Vue en dessus

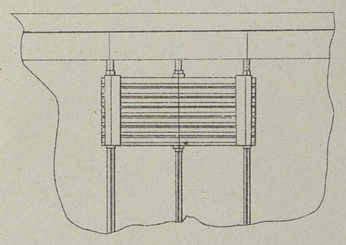

Coupe **a b**

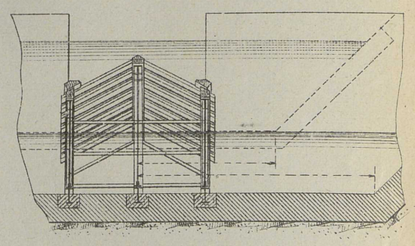

3e Section

Siphon du Tji Doekoeh K. 38.

Canal principal

Coupe longitudinale

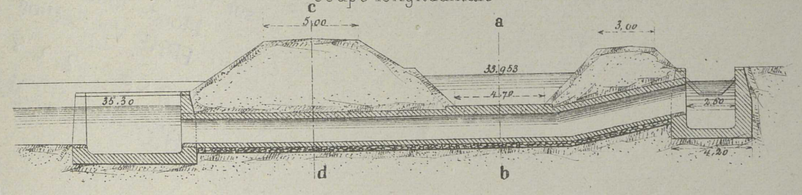

Coupe **a b**.

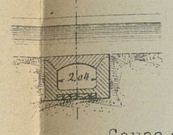

Coupe **c d**

Echelle 1/300

Siphon du Tji Barengkok k 56

et bouche de distribution pr 3181 bahoe

pour les canaux secondaires L 5 et L 6

4e Section

Coupe longitudinale

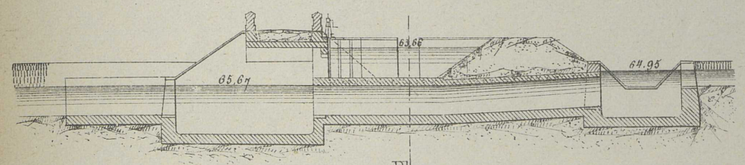

Coupe **a b**

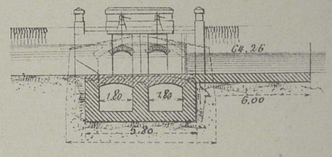

Plan

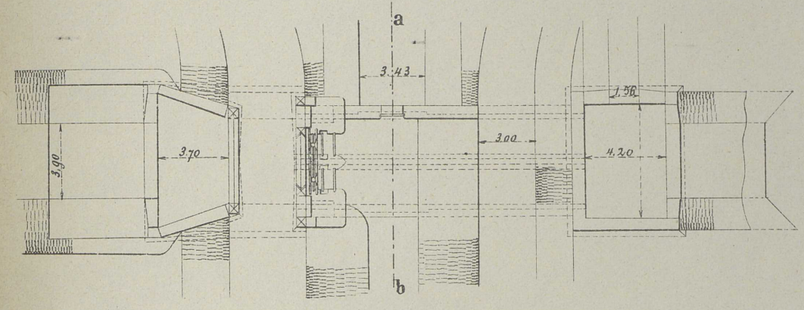

Echelle 1/300

4e Section

Canal principal

Déversoir K. 47

Coupe **a b**

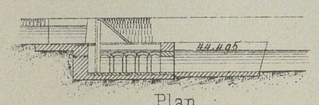

Plan

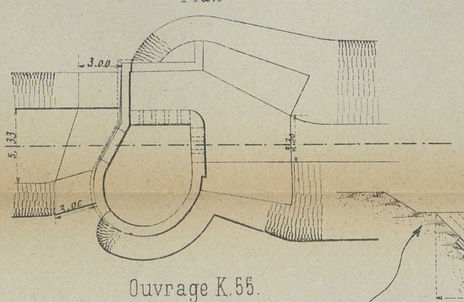

Ouvrage K. 55.

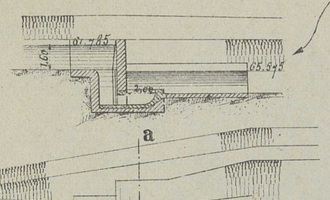

Coupe **a b**

Barrage et réservoir commencement du Canal maconné.

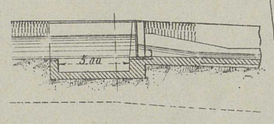

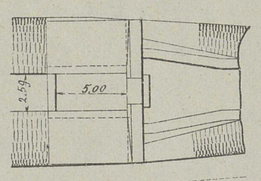

Canal à parois en maçonnerie avec réservoir K. 34

Coupe **a b c d**

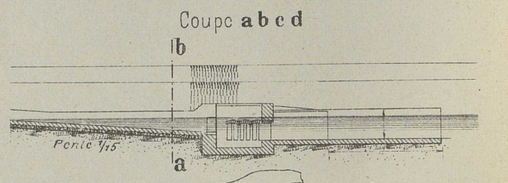

Echelle 1/400

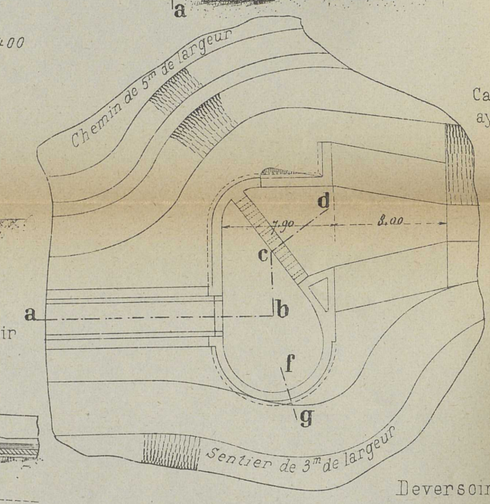

Coupe du Canal maconné ayant une pente de 1/20

Coupe **p q** pente 1/5



Coupe **f g**.

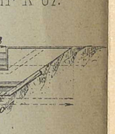

Coupe **a b**

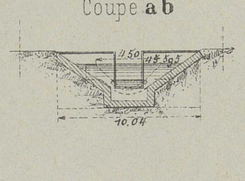

Deversoir K 67.

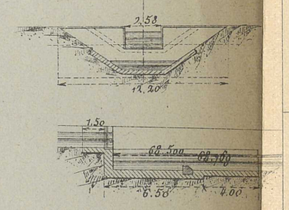

4e Section

Aqueduc du Tji Tapen et Pont K. 63.

Canal principal

Echelle 1/300

Coupe **c d**

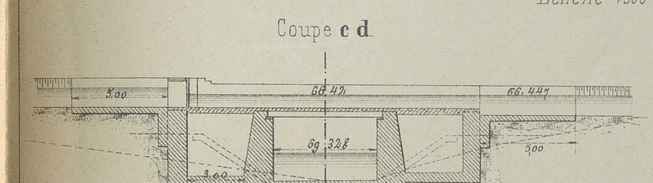

Plan

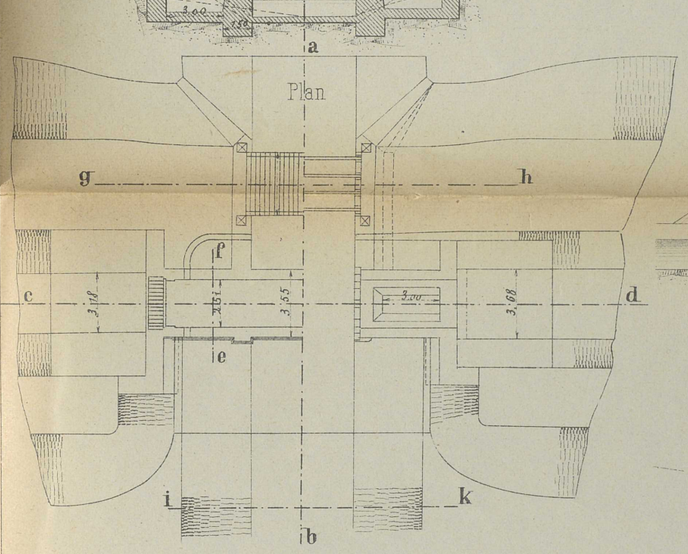

Vue de face

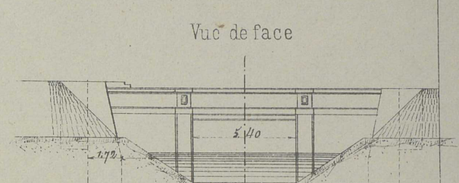

Coupe **a b** et vue de face

Coupe **g h**

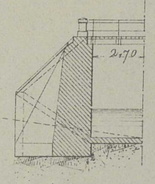

Coupe **e f**

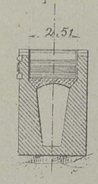

Aqueduc de Tji-Sœkarama

Echelle 1/400

Vue de face

Coupe **e f**

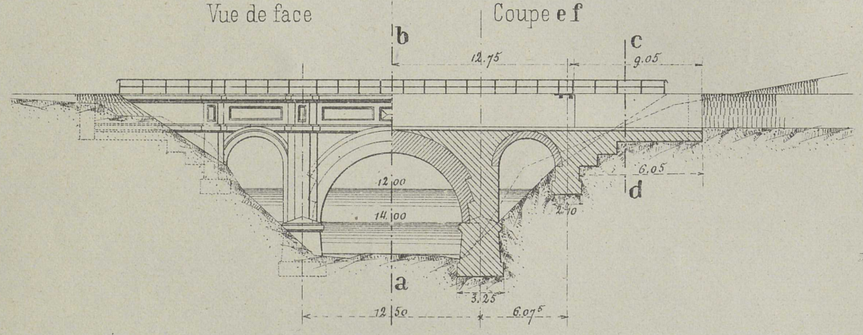

Coupe **a b**

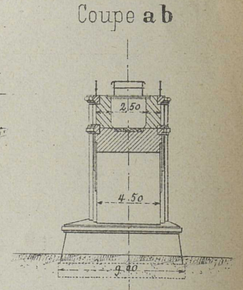

Plan

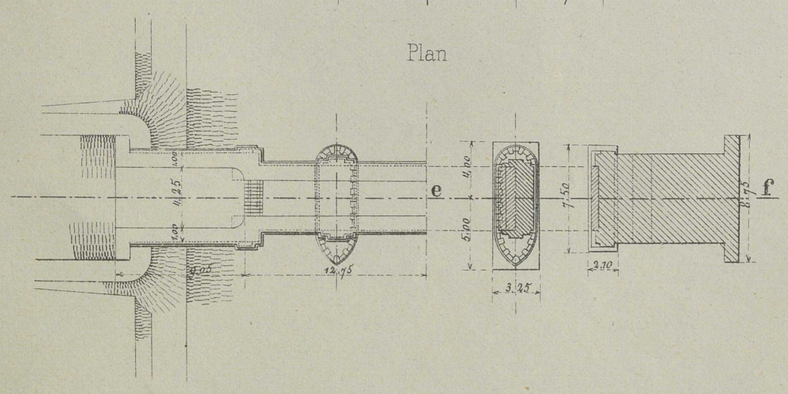

Coupe **c d**

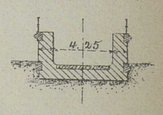

(Canaux secondaires)

Ecluse à décharger et prise d'eau du Canal secondaire

L. 5. avec barre dans le Tjirandjan et deux ponts K. I. V

Echelle 1/300

Coupe **e f**

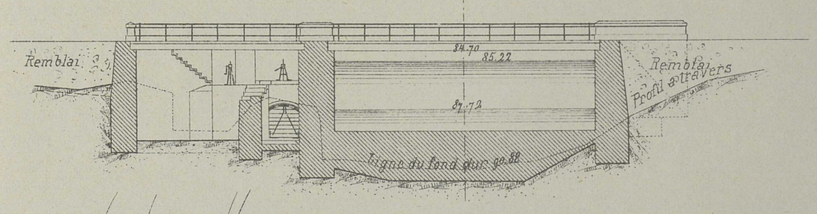

Plan

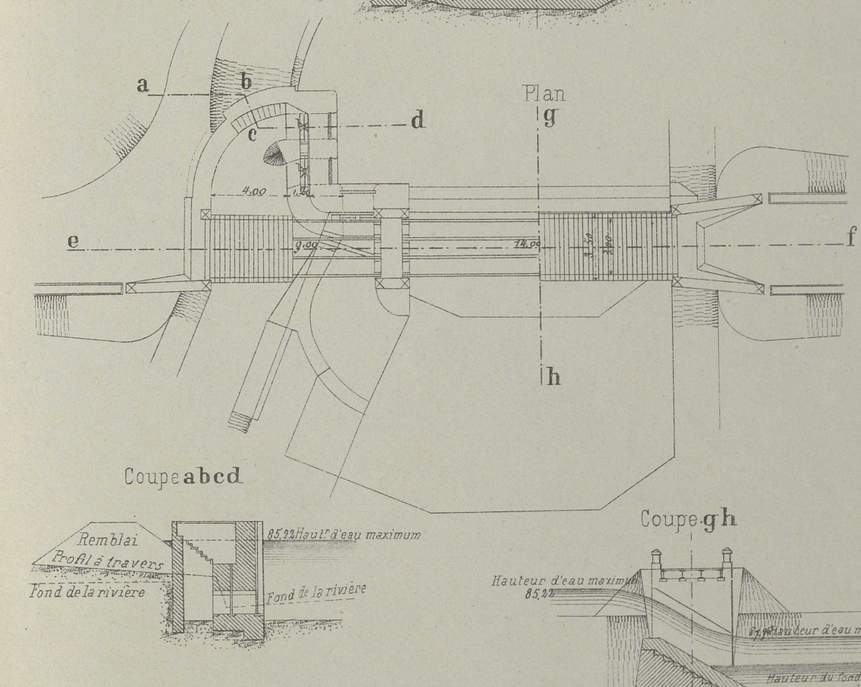

Coupe **a b c d**

Coupe **g h**

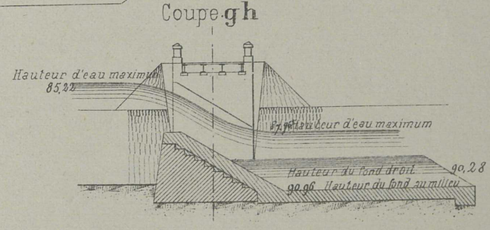

Imp. Monrocq.

Autog. E. Gillet, 30. rue Gay-Lussac. PARIS.

Université Côte d'Azur. Bibliothèques

AQUEDUC EN FER ET PONT C.10. K18.

Ech. 1/200.

Elévation et Coupe longle abcd.

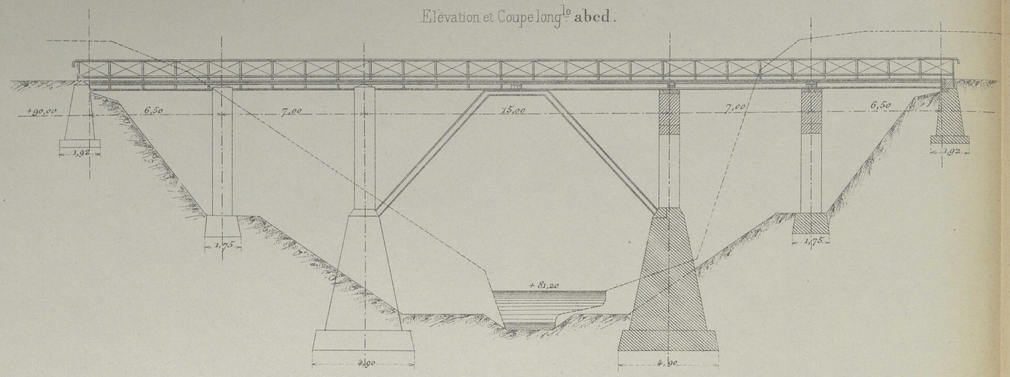

Coupe longle ef.

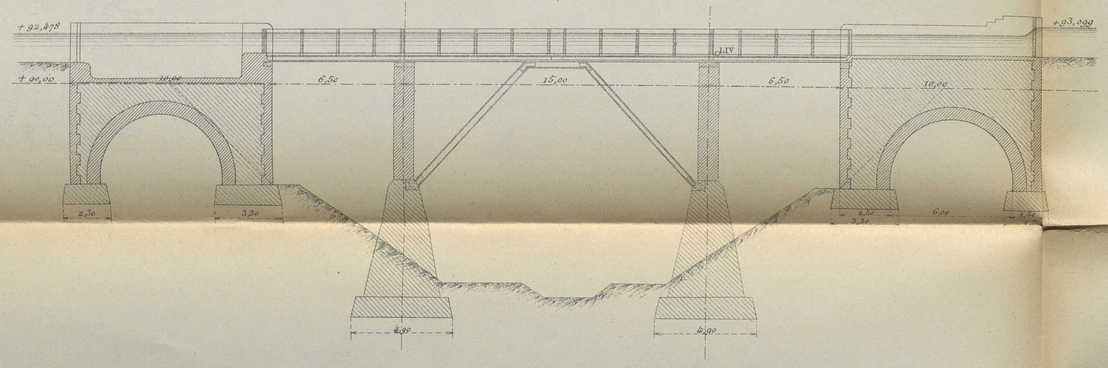

Vue en Plan.

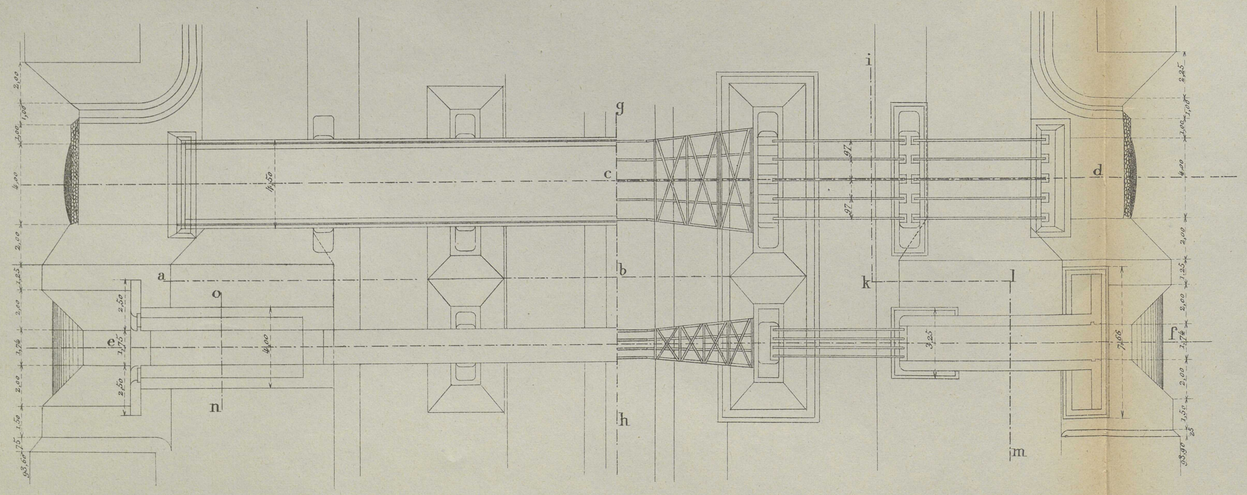

Vue des piliers gh.

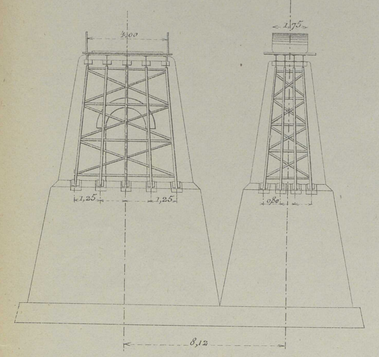

Elévation et Coupe transvle iklm.

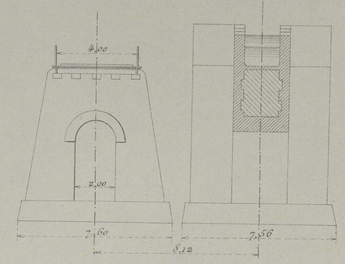

Vue de l'Appareil de soutien des piliers.

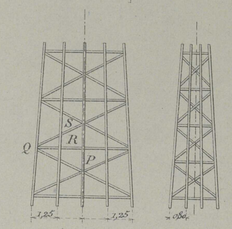

Coupe no.

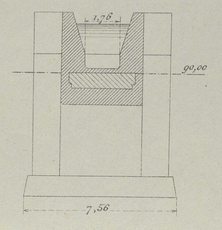

Situation.
1/2000.

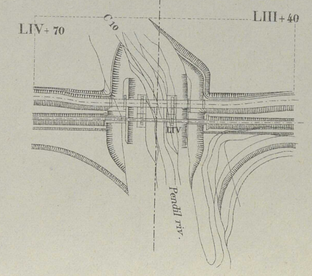

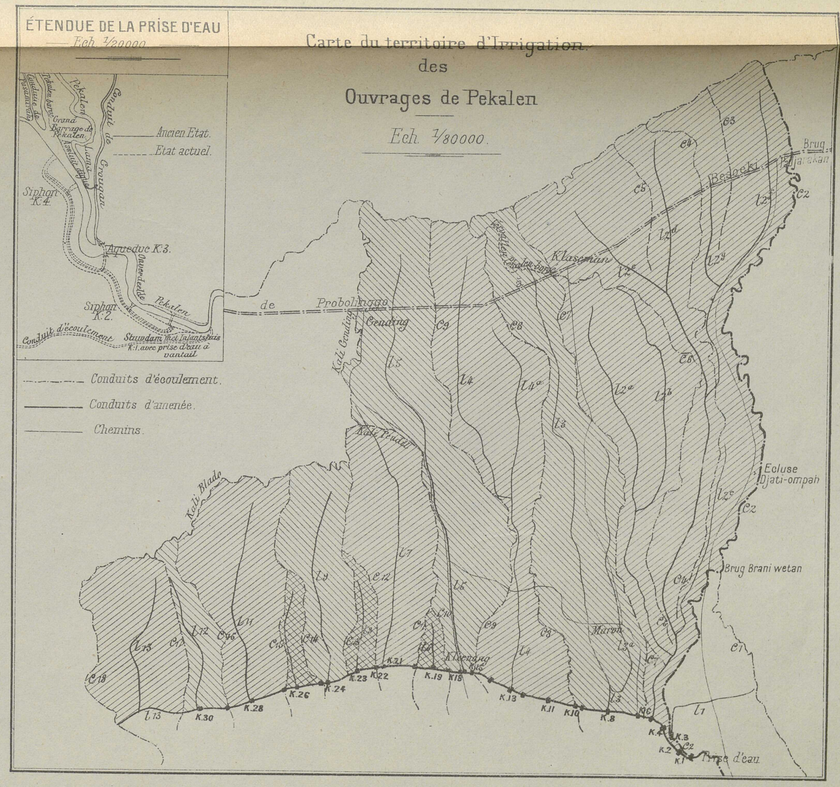

Imp. Monrocq.

Autog. E. Gillet, 3e. R. Gay-Lussac. Paris.

Université Côte d'Azur. Bibliothèques

OUVRAGES DE PEKALEN

Profil en long du Canal principal

Echelles { *des longueurs* 1/10000 ; *des hauteurs* 1/400

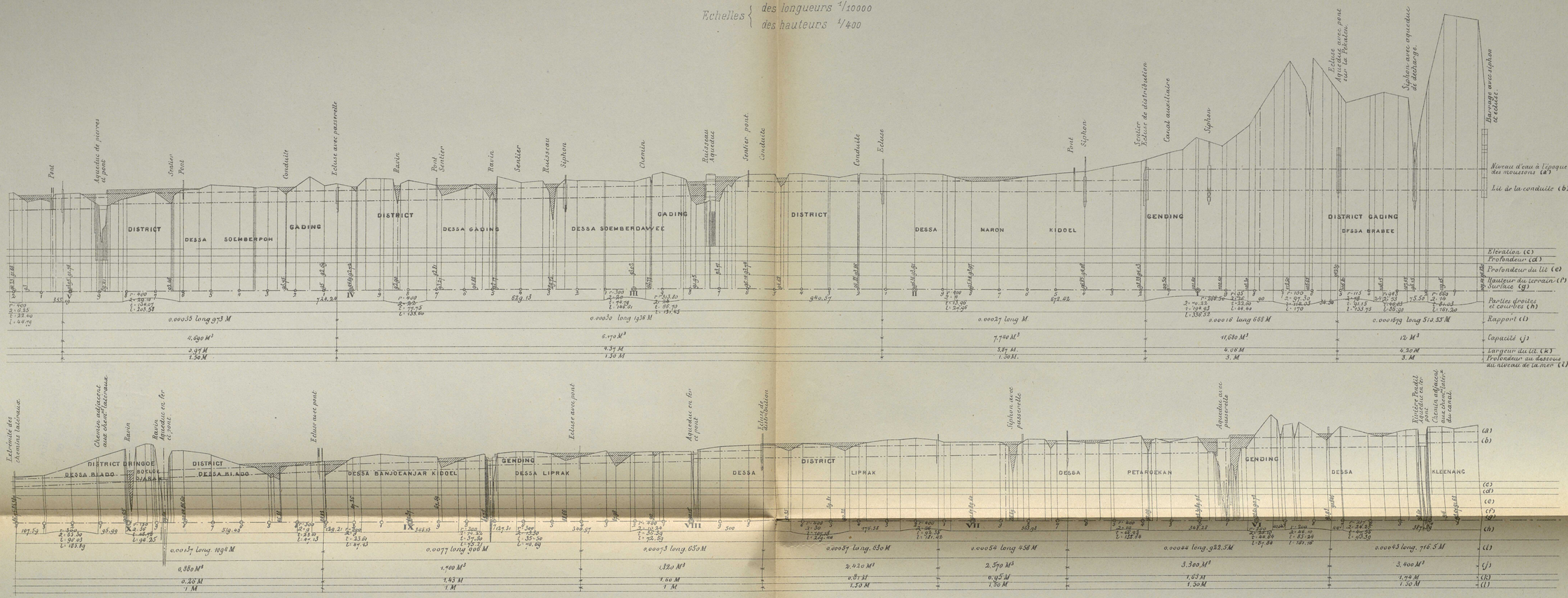

Détails de l'Ecluse

Echelle 1/100

Plan

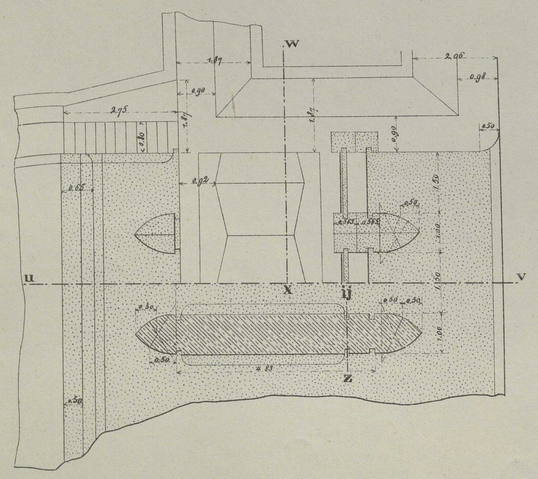

Coupe uv

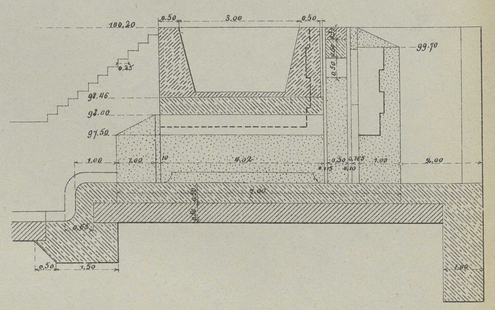

Coupe wx, ijz

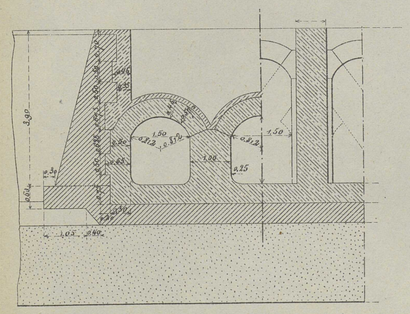

Détails du Barrage

Coupe transversale

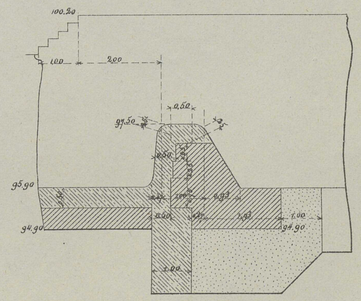



Imp. Monrocq.

Autog. E. Gillot, 30, rue Gay-Lussac. Paris.

Université Côte d'Azur. Bibliothèques

PROJET DE BARRAGE AVEC SIPHON ET ÉCLUSE.

Échelle 1/250.

Vue en Plan.

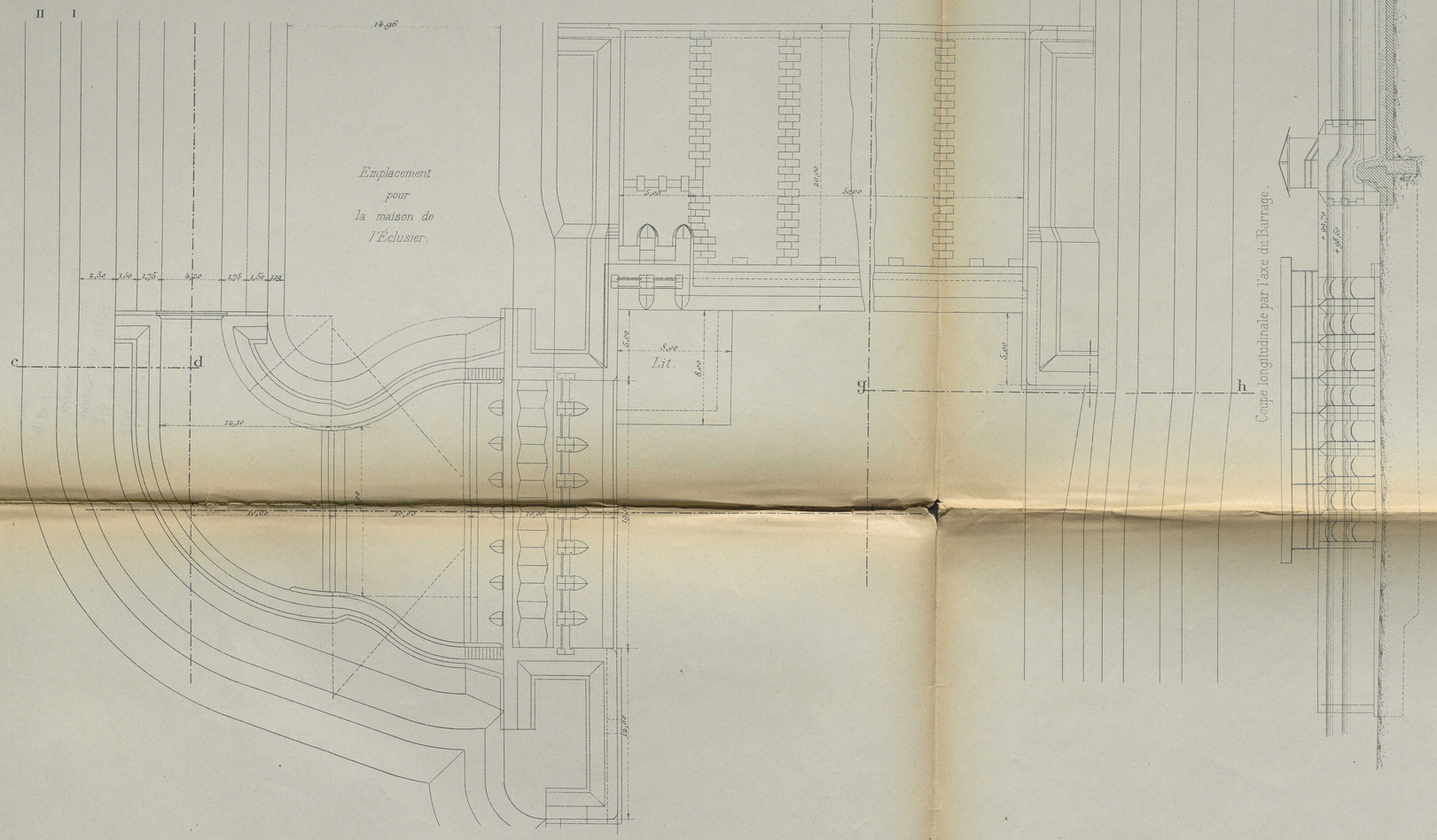

Coupe longitudinale par l'axe du Barrage.

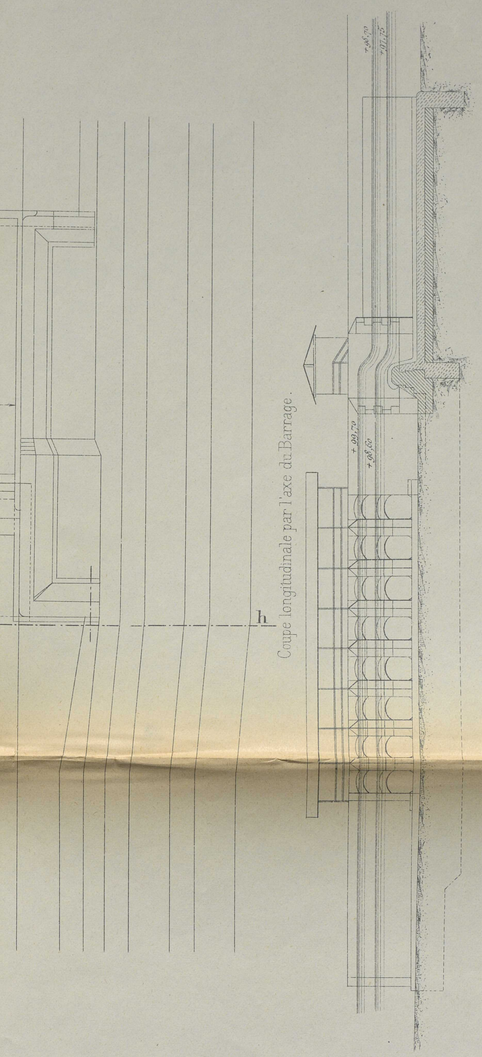

Profil et Coupe suivant **cd ef gh**.

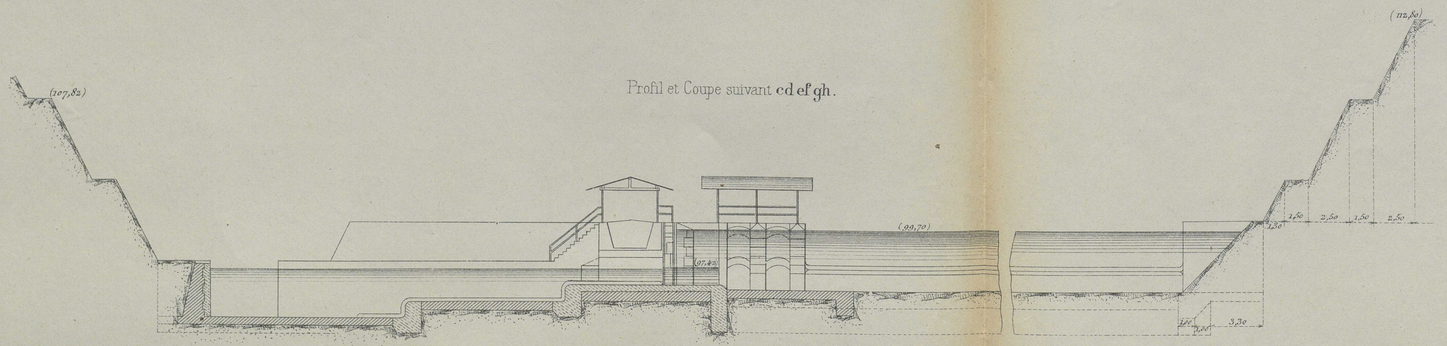

Travaux d'irrigation dans la résidence KEDOE.

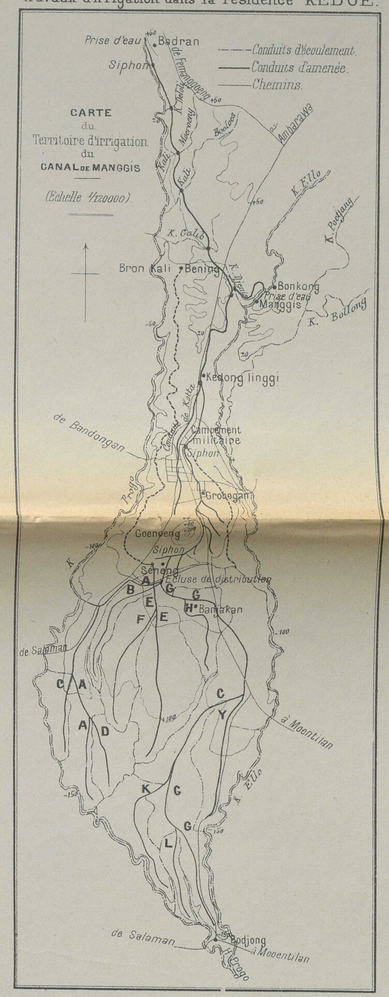

Imp. Monrocq.

Autog. E. Gillet, 3e. R. Gay-Lussac Paris.

Université Côte d'Azur. Bibliothèques

Université Côte d'Azur. Bibliothèques